ALTERATIONS, NAVY YARD, PORTSMOUTH, N.H. AUG. 28, 1914
SEMAPHORE ADDED ON FLYING BRIDGE.
TWO 3" GUNS ADDED ON BRIDGE.
TORPEDO TUBE SPONSONS STRUCK, PER G.O. 17 MAR.
2 SEARCHLIGHT ADDED ON MILITARY TOP OF MAINMAST
TWO POST LIGHTS ADDED, PER G.O. AND BR.
TRIPOD FOR HANDLING TORPEDOES ON MAIN DECK
DAVIT FOR HANDLING TORPEDO TUBE SPOONS ADDED
ON FOR'D SPONSONS.
LIGHT ADDED ON UPPER SEARCHLIGHT PLATFORM, ETC.
2-17'-0" ROWING BOATS ADDED TO BOAT STOWAGE.
HAWSER REEL ADDED ON AFT WINCH.
WINCH, DAVIT, AND STERN ANCHOR ADDED, ETC.

NAVAL CONSTRUCTOR U.S.N.

ALTERATIONS

1. Change in Vert. Pipe - Forward Main Deck.
2. Change in Flying Bridge.
3. Cage Mast installed in place of Foremast
4. Forward Boat Davits removed.
5. Change in Boat Stowage.
6. After Bridge removed.
7. Fire Control Platform added on After Mast
8. Change in Windlass in Admiral After Cabin.

Navy Yard, Portsmouth, N.H. Aug. 14, 1913.

Naval Constructor, U.S.N.

ALTERATIONS NAVY YARD, PORTSMOUTH, N.H. JANUARY 16, 1914
3" GUN SPONSON ALTERED TO SUIT TORPEDO TUBE & P.R.O.
AS INDICATED.
CROWS NEST ON MAIN MAST LOCATED.

NAVAL CONSTRUCTOR U.S.N.

CORRECTED TO SUIT SHIP

Navy Yard, Portsmouth, N.H. Oct. 6, 1914

NAVAL CONSTRUCTOR, U.S.N.

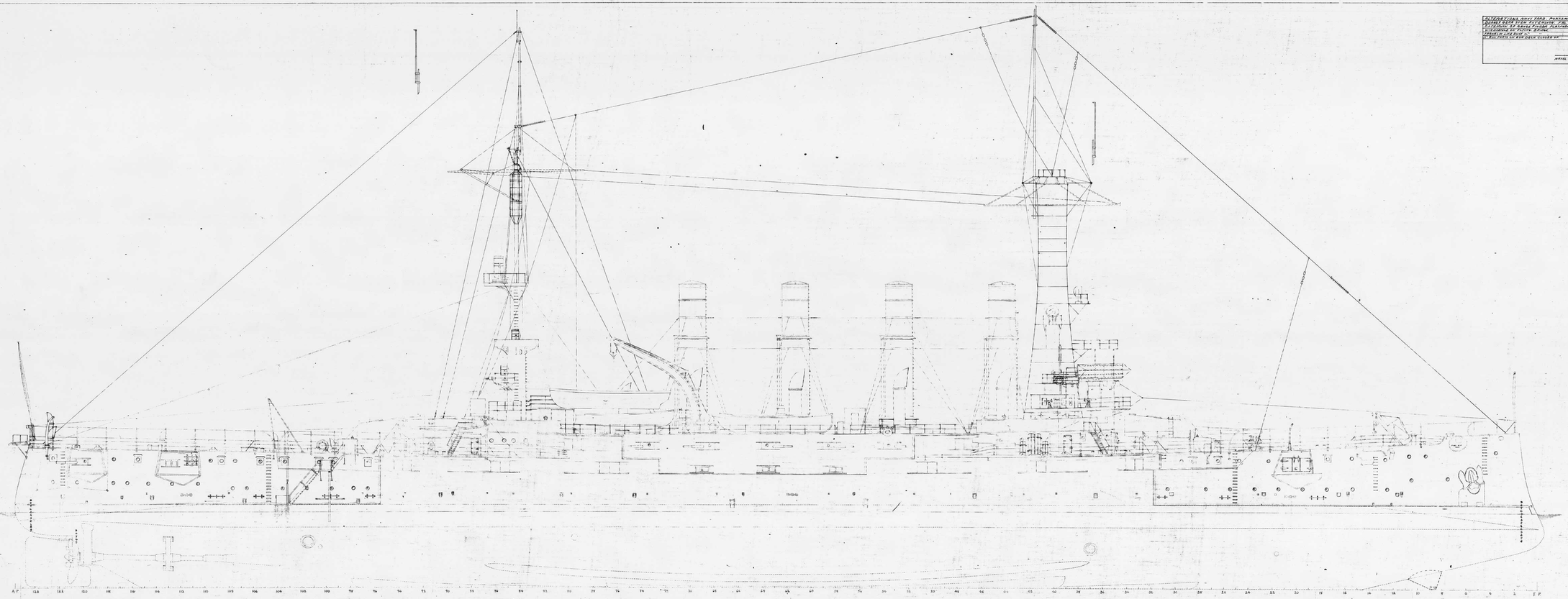

U. S. S. MONTANA.

MISSOURI, A

OUTBOARD PROFILE.

SCALE - ½ INCH = 1 FOOT.

TAKEN FROM WORK.

Aug. 27, 1914

PLAN NO. 5

#1168

U.S.S. MONTANA.

INBOARD PROFILE.

SCALE IN INCHES FOOT.

TAKEN FROM BODY.

ALTERATIONS.

ALTERATIONS, WHAT THEY ARE, PLACED ON A.B. 1.2.3.	
WHERE PLACED, AND CONSTRUCTION, SHOWN ON A.B.	
4.5. BLOCKS 1.2. NOTED IN TABLE B.C. FOR 1.	
ADDITIONAL BOILERS, ADDITIONAL VENTILATION, ADDITIONAL	
FIXED AND REVOLVING SCUTTLES, ADDITIONAL BOAT, ADDITIONAL	
FRAMING DECK FOR CAPTAIN, FOR AFT TURRETS IN BATTERY.	
ADDITIONAL BOAT, ADDITIONAL BOILERS,	
FIXED AND REVOLVING SCUTTLES,	
WRIGHT FIXED SCUTTLES, B.B. 2.3.4.	
DRAINAGE LINES, ALTERED, FROM FIRST DECK	
ADDITIONAL BOILERS, ADDITIONAL VENTILATION, ADDITIONAL	
REFRIGERATOR, REMOVED, FROM FIRST DECK, B.B. 1.	
DRAINAGE LINES, ALTERED,	
DRAINAGE LINES, ALTERED,	
SCUTTLES, ADDITIONAL,	
SCUTTLES, ADDITIONAL,	
SCUTTLES, ADDITIONAL

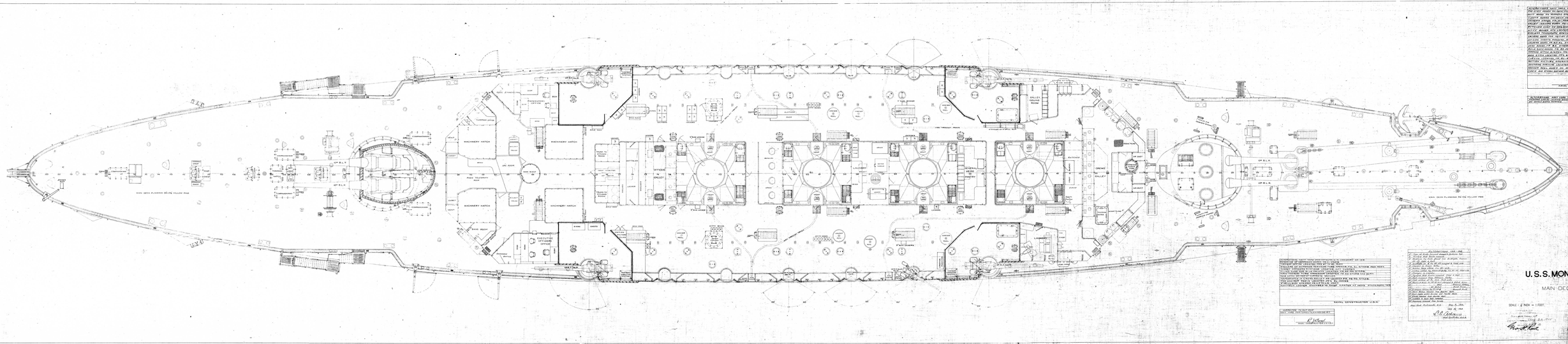
MAIN DECK PLANKING 24'x72' YELLOW PINE
MAIN DECK PLANKING 24'x72' YELLOW PINE
MACHINERY HATCH
MACHINERY HATCH
MACHINERY HATCH
MACHINERY HATCH
MAIN MAST
FIRE TELEPHONE BOX
ARC DOOR
TURRET DECK
FIREMASTER OFFICE
EXECUTIVE OFFICER'S OFFICE
ALTAR
ALTAR
CREWS MESS
CREWS MESS
OFFICERS MESS
OFFICERS MESS
OFFICER

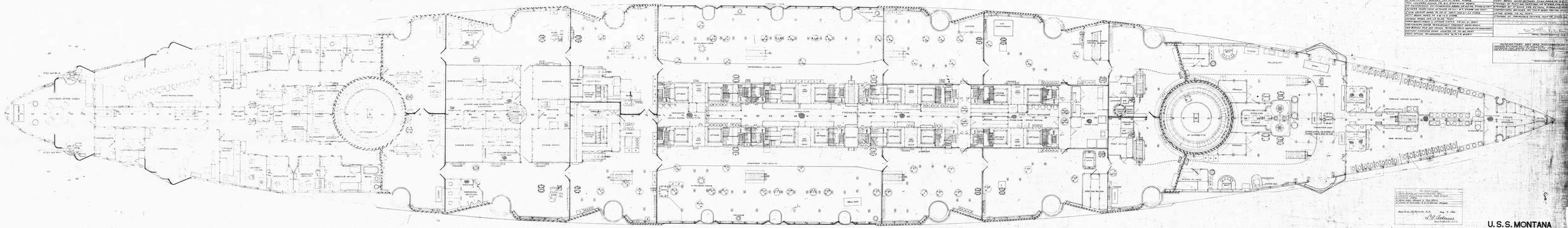
CAPTAINS AFTER CABIN
WARD ROOM DINING ROOM
CAPTAINS CABIN
CAPTAINS PANTRY
CAPTAINS LATRY
MAGAZINE
SHELL ROOM
MAIN DECK
SHELTER DECK
ENGINE HATCH
JUNIOR AND WARRANT OFFICERS QUARTERS
ENGINE HATCH
BOILER HATCH
BOILER HATCH
BOILER

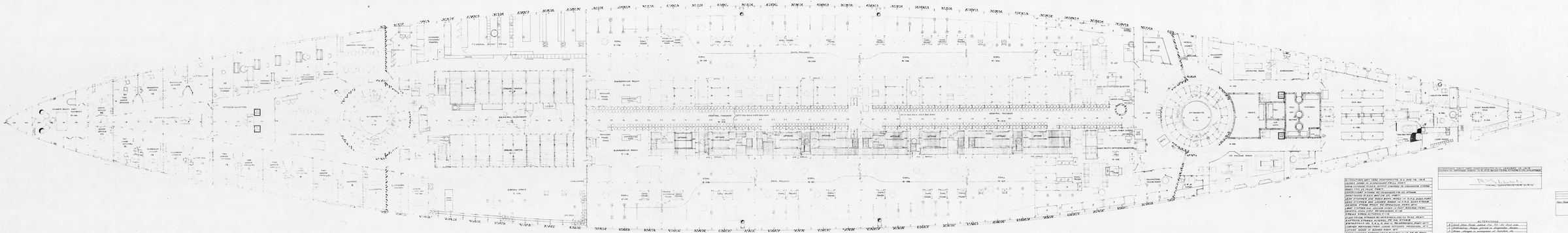

ALTERATIONS, NAVY YARD, PORTSMOUTH, N.H. AUG. 14, 1919.
LOWER FIRE ROOM IN ACCOMPANY FRAME, ADDED.
FIRE ROOM, ENGINE ROOM, & CREW SPACE, CONTROL IN ENGINEERS STORE ROOM, ADDED.
FIRE ROOM, ENGINE ROOM, & CREW SPACE, CONTROL IN ENGINEERS STORE ROOM, ADDED.
CONVENIENT STORE TO ENGINEERS ON 3D. STORE.
CREW SPACE, CONTROL IN ENGINEERS STORE ROOM, ADDED.
LEAD STOVES AND LEADING PIPES IN F.R. & ENG. ROOM, REMOVED.
LEAD STOVES AND LEADING PIPES IN F.R. & ENG. ROOM, REMOVED.
LEAD STOVES AND LEADING PIPES IN F.R. & ENG. ROOM, REMOVED.
LEAD STOVES AND LEADING PIPES IN F.R. & ENG. ROOM, REMOVED.
SPACE, NEW, FOR MEDICINES, ETC.
SPACE, NEW, FOR MEDICINES, ETC.
PLATFORM STORE REMOVED AND LEAD TO FR. ROOM.
PLATFORM STORE REMOVED, FR. TO OTHER.
STORE ROOM, NEW, FOR PAINTS, OIL, ETC. FOR PAINT ETC.
STORE ROOM, NEW, FOR PAINTS, OIL, ETC. FOR PAINT ETC.
STORE ROOM, NEW, FOR PAINTS, OIL, ETC. FOR PAINT ETC.
REFRIGERATOR REMOVED FROM PASS. CLS. FR. RM. FROM.

NAVAL CONSTRUCTOR

ALTERATIONS.
A. Steel Door from same fr. To 3d. Ord. sub.
B. Substitute Pumps placed in Engineer Room.
Minor changes in compartment of Number 4.

New York, Portsmouth, N.H.
Feb. 14, 1918.
R. C. Robinson
Asst. Naval Constructor U.S.N.

NAVAL CONSTRUCTOR

CONVERTED TO SUB. BOAT
New York, Portsmouth, N.H.
June 21, 1917
R. C. Robinson
Asst. Naval Constructor U.S.N.

U.S.S. MISSOULA
BERTH DECK.

SCALE: 1/8 INCH = 1 FOOT.

TAKEN FROM [illegible]
No. 7 [illegible]
[illegible]
[illegible]

PLAN No. 7-3

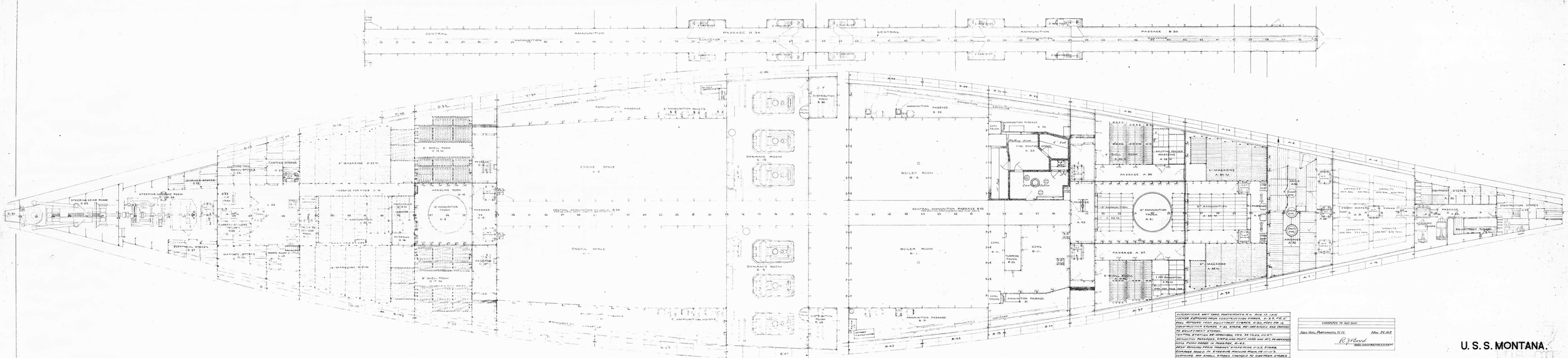

ALTERATIONS NAVY YARD, PORTSMOUTH N.H. AUG 13 1910
COVER REMOVED FROM CONSTRUCTION STORES, A-2.5, F.F.C.
FUEL REMOVED FROM EQUIPMENT STORES, A-30, FOR. FR. 16
CONSTRUCTION STORES, A-30, STORE RE-ARRANGED AND CHANGED TO EQUIPMENT STORES.
VENTING STATION RE-ARRANGED, FRS. 24 TO 26, PORT.
AMMUNITION PASSAGES, STARB. AND PORT, FOR AND AFT, RE-ARRANGED
NEW PUMP ADDED IN PASSAGE, A-42.
CONVEYOR AND AMMUNITION TRUNKS REMOVED FROM 6" GUN STORE.
STORAGE ADDED IN STARBOARD FOR 6" GUN, A-36 TO A-37.
CLOTHING AND SMALL STORES CHANGED TO CANTEEN STORES
F.S.M. PORT FRS. 14 TO 16.
TORPEDO AMMUNITION WAS HEADS CHANGED TO PREDESSITOR LOCKER, B-18-M.
W.T. HATCH ADDED IN CANTEEN STORES, D-24, PORT.

R. P. Hobdebeck
NAVAL CONSTRUCTOR, U.S.N.

CHANGES TO NOT SHOW

New York, Portsmouth, N.H. Nov. 24, 1917

R. S. Reid
NAVAL CONSTRUCTOR, U.S.N.

ALTERATIONS 1916-1918

1. Changes in Central and Aft Bunks.
2. Water Tanks Also Now Shown in Dynamo Room.
3. Crane Above Front Bearing Plate.
4. Lockers in Upper Part A-18, Chart.
5. F-21-11 Changed to 1-pr. Gun Mounts.
6. Minor changes in Engine Room.

Navy Yard, Portsmouth, N.H. Aug. 5, 1918.

Aug. 22, 1918

U. S. S. MONTANA.

UPPER PLATFORM.

SCALE 1/4 INCH = 1 FOOT. TAKEN FROM WORK

PLAN NO. 7F #1168

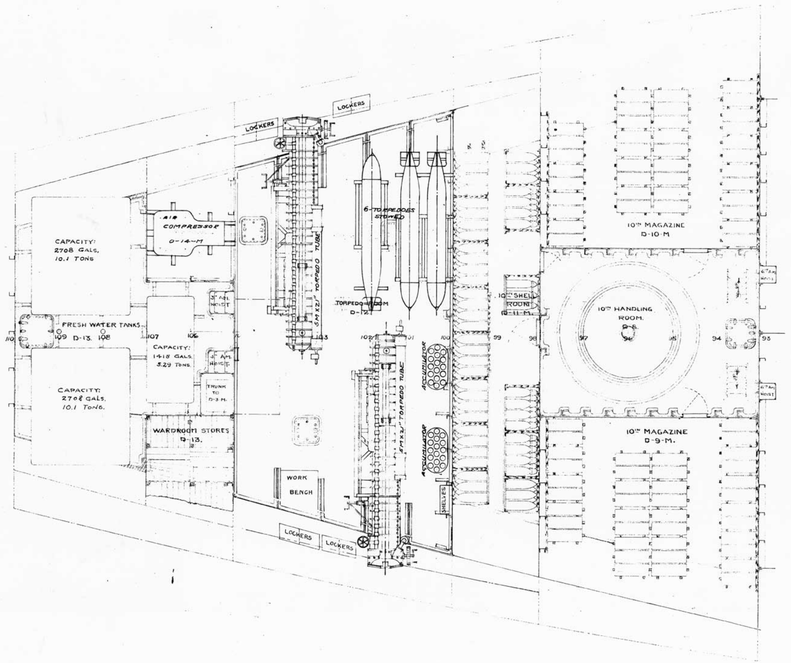

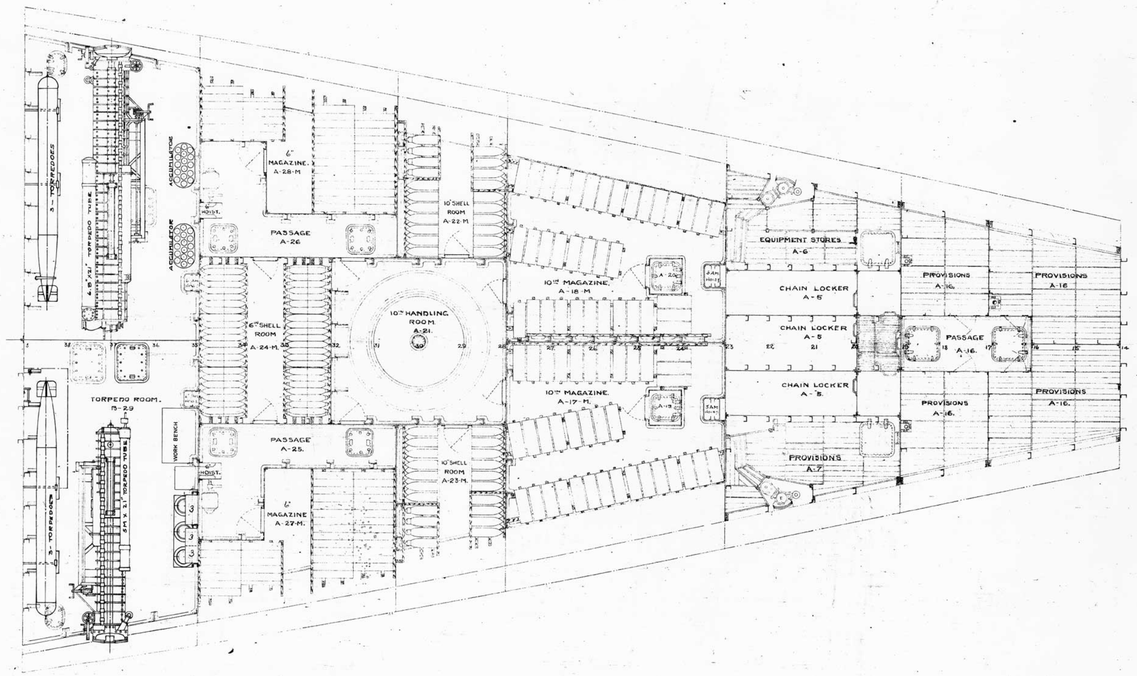

ALTERATIONS, NAVY YARD, PORTSMOUTH, N.H. AUG. 13. 1915.
ALTERATION TO CHAIN LOCKER, FR. 20.
FORD TORPEDO ROOM RE-ARRANGED.
HATCH ADDED IN AFT TORPEDO ROOM, FR. 104-105, PORT.
AIR COMPRESSOR ALTERED D-14-M, PORT.
AFTER TORPEDO ROOM RE-ARRANGED
NAVAL CONSTRUCTOR U.S.N.

ALTERATIONS - 1918	
1	D-14-M CHANGED TO AIR COMPRESSOR ROOM
Navy Yard, Portsmouth, N.H.	Asst Constructor, U.S.N.

CORRECTED TO SUIT SHIP
NAVY YARD, PORTSMOUTH, N.H. Nov. 27, 1917
NAVAL CONSTRUCTOR, U.S.N.R.F.

U.S.S. ~~MONTANA~~ MISSOULA

LOWER PLATFORM.

SCALE: 1/4 INCH = 1 FOOT.

TAKEN FROM WORK.

Aug. 22, 1910
1025-2

PLAN NO. 7-G. # 116889

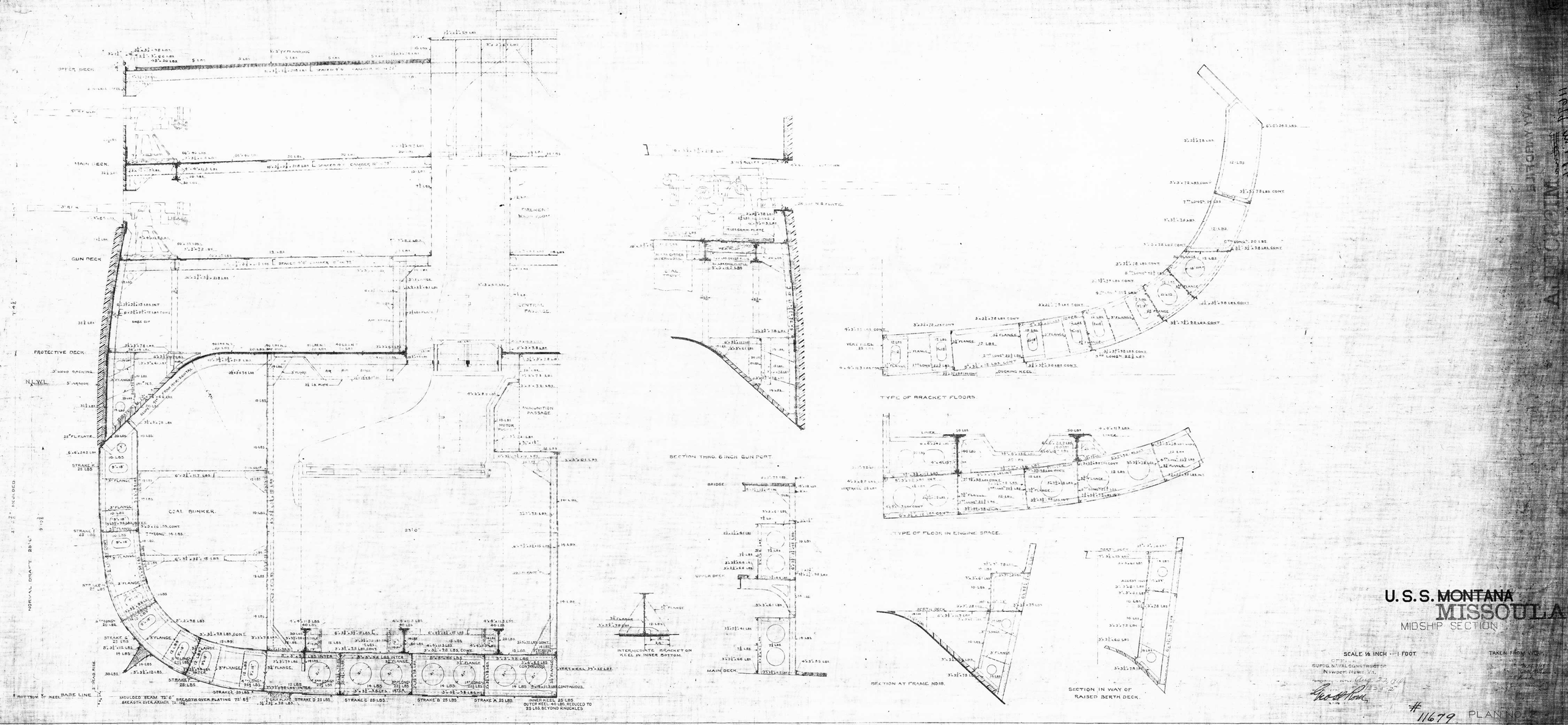
UPPER DECK
MAIN DECK
GUN DECK
PROTECTIVE DECK
N.L.W.L.
COAL BUNKER
AMMUNITION PASSAGE
CENTRAL PASSAGE
FIREMEN WASH ROOM
NORMAL DRAFT 28'-6"
BASE LINE
MOULDED BEAM 72'-6"
BREADTH OVER PLATING 72'-8"
BREADTH OVER ARMOR 73'-0"
STRAKE A 25 LBS.
STRAKE B 25 LBS.
STRAKE C 25 LBS.
STRAKE D 25 LBS.
STRAKE E 25 LBS.
STRAKE F 25 LBS.
STRAKE G 25 LBS.
INNER KEEL 25 LBS
OUTER KEEL 40 LBS. REDUCED TO 25 LBS. BEYOND KNUCKLES
SECTION THRO. 6 INCH GUN PORT
INTERMEDIATE BRACKET ON KEEL IN INNER BOTTOM.
BRIDGE
UPPER DECK
MAIN DECK
TYPE OF BRACKET FLOORS
TYPE OF FLOOR IN ENGINE SPACE.
SECTION AT FRAME No 18.
SECTION IN WAY OF RAISED BERTH DECK.
U.S.S. MONTANA
MISSOULA
MIDSHIP SECTION
SCALE ½ INCH = 1 FOOT.
TAKEN FROM WORK
SUPTG. NAVAL CONSTRUCTOR
Newport News, Va.
#11679 PLANNING

ALTERATIONS NAVY YARD, PORTSMOUTH, N.H. AUG. 28 1915.
CONSTRUCTION STORES A-30, CHANGED TO EQUIPT. STORES.
TORPEDO TUBES ADDED GUN DECK, FR. 3 S. Eff. 10.
SPITZGOSE ON TORPEDO BRIDGE, FR. 3 S.
3" FIELD ART. A-11-17, CHANGED TO PRT STORES, FR. 30.
CROWS NEST ADDED ON MAIN MAST FR. 84.

R.P.S. Mitchell
NAVAL CONSTRUCTOR U.S.N.

ALTERATIONS.

1 Boat Davits removed from Main Deck forward.
2 Pivotmast removed and Cage Mast installed.
3 Forward Boat Cranes removed.
4 Fire Control Platform added on After Mast.
5 After Bridge removed.

Navy Yard, Portsmouth N.H. Aug. 11 1920.

J. C. Hamilton
Naval Constructor, U.S.N.

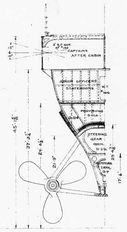

FRAME No.119.
LOOKING AFT.

FRAME No.110.
LOOKING AFT.

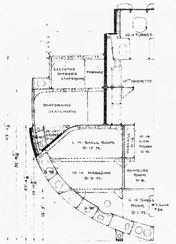

FRAME No.96.
LOOKING AFT.

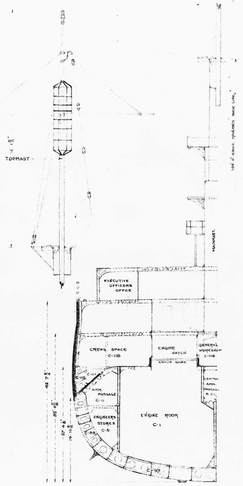

FRAME No.84.
LOOKING AFT

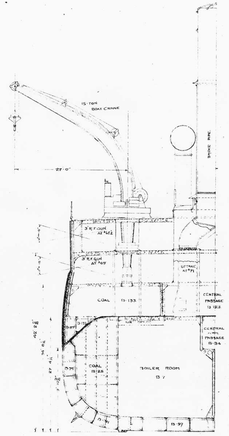

FRAME No.70.
LOOKING AFT

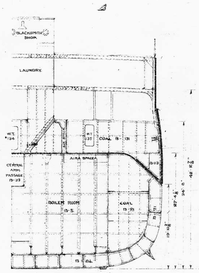

FRAME No.57
LOOKING FORWARD.

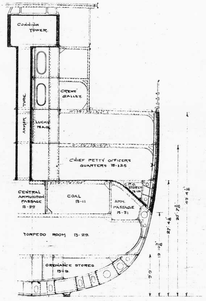

FRAME No.38
LOOKING FORWARD.

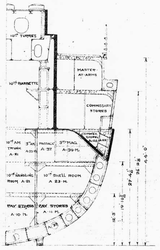

FRAME No.30.
LOOKING FORWARD.

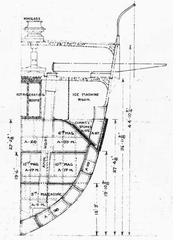

FRAME No.23.
LOOKING FORWARD.

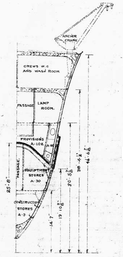

FRAME No.11.
LOOKING FORWARD.

U.S.S. MISSOULA

CROSS SECTIONS AT VARIOUS FRAMES.

SCALE: ¼ INCH = 1 FOOT. TAKEN FROM WORK.

Aug 23 1920
Chas. H. Rose
0225-2

PLAN No 3.

11680