Thank you Don Stice for supplying these plans.
http://sticefamily.net/Savannah.aspx

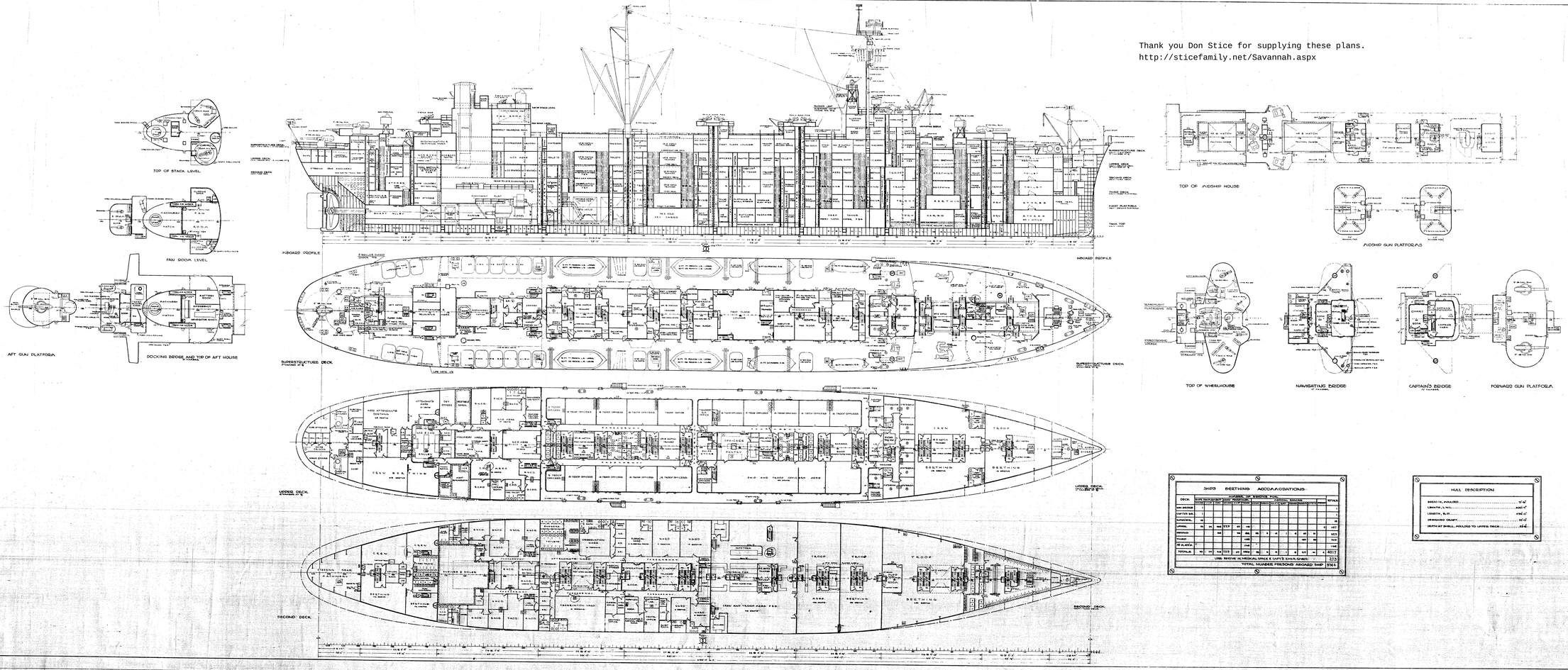

SHIPS BERTHING ACCOMMODATIONS																		
DECK	NUMBERS OF BERTHS PER COMPARTMENT																	TOTALS
	OFFICERS					CREW					TROOP							
	MAJ.	CAPT.	1ST LT.	2ND LT.	W.O.	CHIEF	1ST	2ND	3RD	4TH	1ST	2ND	3RD	4TH	5TH	6TH	7TH	
UPPER																		
CAPTAIN'S																		1
SUPERSTRUCT.	18																	18
UPPER	14	14	14	13.5	21	12											12	127
SECOND		18			14	24	16	8	4	1	8	47	12		12		163	
THIRD						48						48	96				192	
FOURTH						48											48	
TOTALS	32	32	14	13.5	21	132	16	8	4	1	8	47	12		12		4017	
LESS BERTHS IN HOSPITAL, OFFICE & CAPT'S EMPLOYEES																	273	
TOTAL NUMBER PERSONS ABOARD SHIP																	3743	

HULL DESCRIPTION	
BREADTH, MOLDED	57'-0"
LENGTH, L.W.L.	455'-0"
LENGTH, O.A.	456'-0"
DESIGNED DRAFT	18'-0"
DEPTH AT SHELL, MOLDED TO UPPER DECK	44'-6"

ALTERATIONS

Nº	PANEL	DESCRIPTION	BY	CK	APPROVAL & DATE
		THIS DWG. TAKEN FROM 59-0-1NC DWG Nº 1490 AND MODIFIED TO CONFORM TO HULLS 17-30	FB	JF	

REFERENCE PLANS

NO		PLAN NO.
1	GEN. ARR., PROFILE & UPPER DECKS (SCALE 1/16")	59-0-1N

S9-0-1NC

GENERAL ARRANGEMENT PROFILE & UPPER DECKS

SCALE 1/16"=1'-0" DATE AUGUST 31, 1944

DWN. BY [illegible] TR. BY [illegible] CK. BY [illegible] APR. [illegible] 1945

C4-S-A1 TROOPSHIP

U. S. MARITIME COMMISSION HULLS NOS. 1401-1407 & 1708-1710

BUILT FOR THE UNITED STATES MARITIME COMMISSION BY

KAISER COMPANY INC.

RICHMOND, CALIFORNIA

KAISER HULLS NOS. 17 THRU 30

WORKING DRAWINGS PREPARED BY:

GEORGE G. SHARP 30 CHURCH STREET NEW YORK

APPROVALS

APPROVED BY USMC LETTER, DATED JULY 17, 1943 (Nº [illegible])

THIS DWG. APPLIES TO HULLS 17-30 ONLY

(FOR HULLS 11-16 SEE S9-0-1N)
(FOR HULLS 1-10 SEE S9-0-1)

G.G.S. PLAN Nº V-1490 S9-0-1NC

1990.3145

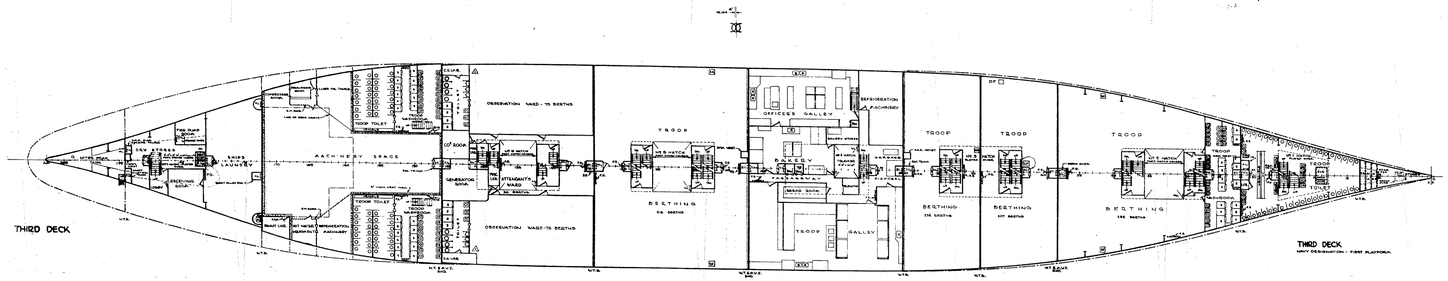

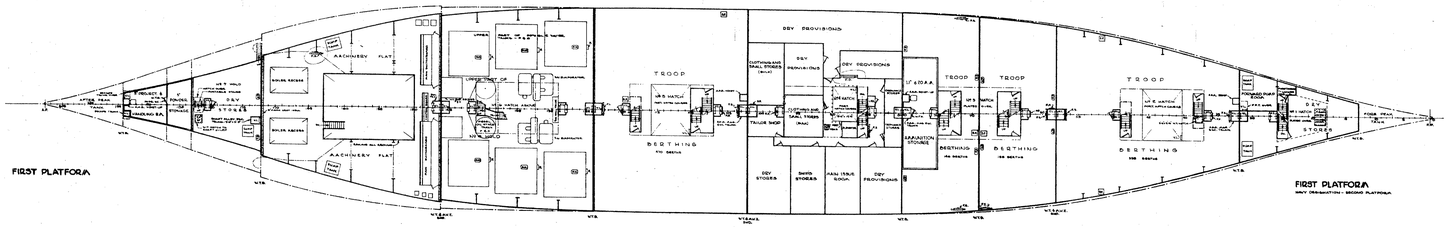

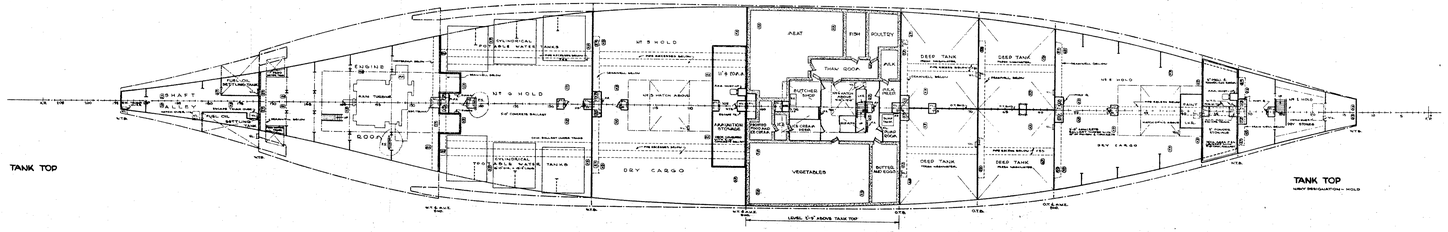

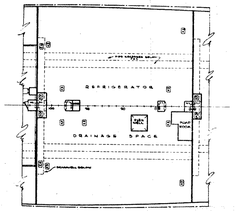

TANK TOP PLAN

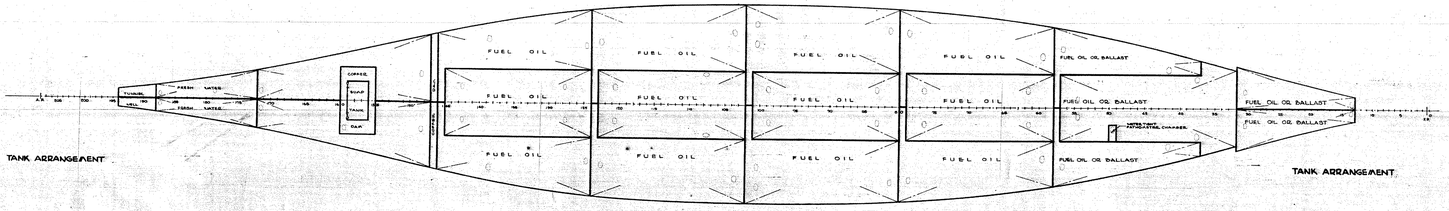



ALTERATIONS

Nº	PANEL	DESCRIPTION	BY	CH	APPROVAL CHIEF ENGINEER DATE
		THIS DWG. TAKEN FROM ALT. △ OF DWG. Nº 1 AND GIVEN NEW NUMBERS TO CORRESPOND TO HULLS 17-30.			

HULL DESCRIPTION

LENGTH L.W.L. ..... 500'-7"
LENGTH B.P. ..... 496'-0"
BREADTH, MOULDED ..... 71'-6"
DESIGNED DRAFT ..... 26'-0"
DEPTH, MOULDED TO UPPER DK. AT SHELL ..... 43'-6"

REFERENCE PLANS

NO.	TITLE	PLAN NO.
1	GEN. ARR. LOWER DECKS & HOLDS (HULLS 11-16)	S9-0-3.N

S9-0-2NC

GENERAL ARRANGEMENT LOWER DECKS & HOLDS

SCALE 1/16" = 1'-0" DATE JULY 8-1943
DRN: BY V.V.D. & E.H.B. CH. BY. APP'D BY

C4-S-A1 TROOPSHIP

U.S. MARITIME COMMISSION HULL Nºs 663-7 & 708-16.

BUILT FOR THE UNITED STATES MARITIME COMMISSION BY
KAISER COMPANY INC.
RICHMOND CALIFORNIA
KAISER HULLS 17-30 ONLY

WORKING DRAWINGS PREPARED BY
GEORGE G. SHARP 30 CHURCH STREET NEW YORK

APPROVALS
APPROVED BY U.S.M.C. LETTER DATED JULY 17, 1943 (REF. 1)

THIS DWG. APPLIES TO HULLS 17-30 ONLY

(FOR HULLS 11-16 SEE S9-0-2N)
(FOR HULLS 1-10 SEE S9-0-2)

G.G.S. PLAN Nº V1490 S9-0-1NC

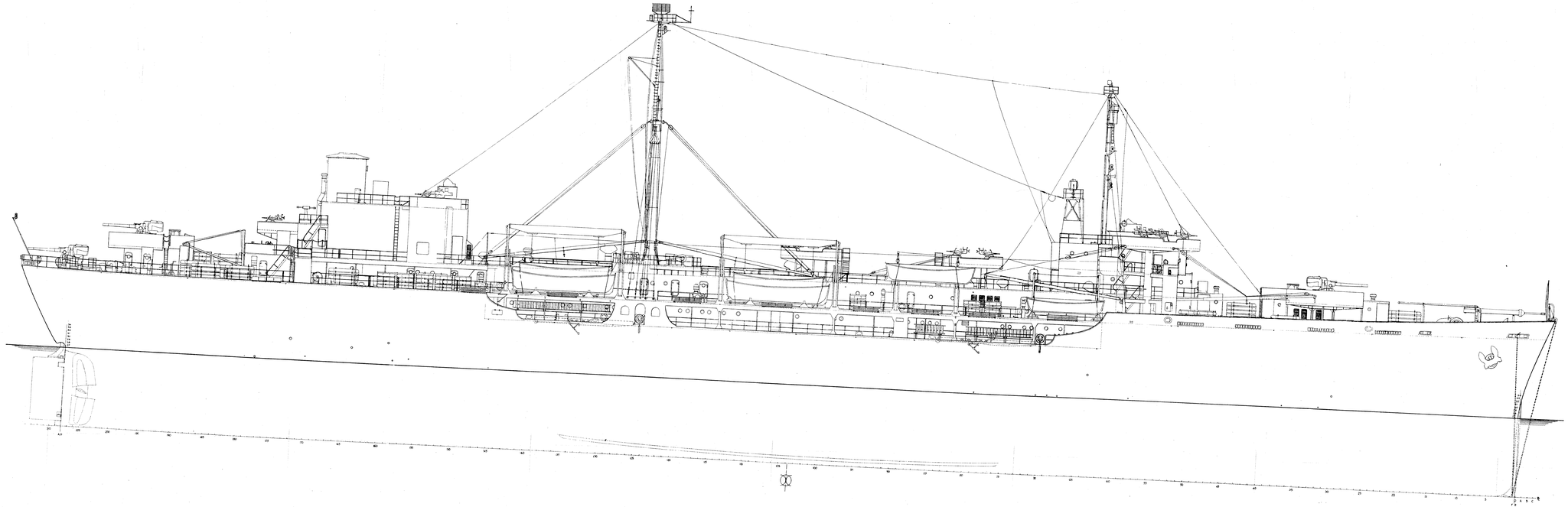

GGS PLAN NO V-1490- S12-6-1KN

OUTBOARD PROFILE

SCALE 1/8" = 1'-0"

DATE: MAR 5 1943

DRAWN BY JCVD CH BY APPROVED

C4-S-A1 TROOPSHIPS

U.S. MARITIME COMMISSION HULLS NOS. 604/607, 701/714

BUILT FOR THE UNITED STATES MARITIME COMMISSION BY THE

KAISER COMPANY INC.

RICHMOND, CALIFORNIA

KAISER HULLS NOS. 41 THRU 50

WORKING DRAWINGS PREPARED BY

GEORGE G. SHARP 30 CHURCH ST NEW YORK

APPROVED BY U.S.M.C. MARCH 25 1942