CONFIDENTIAL

SS384-[redacted]

INE SS384

DOWNGRADING AT 12 YEAR INTERVALS
NOT AUTOMATICALLY DECLASSIFIED
DOD DIR 5200.10

GENERAL PLANS

~~RESTRICTED~~
~~ACCOUNTABLE~~

OVER
L. DIMENSIONS
RD PROFILE
PROFILE
CK
RM DECK

CONFIDENTIAL

NAVY YARD, PORTSMOUTH, N.H. As of December 31, 1943

MADE BY Marcotte
CHECKED BY Watts
IN CH'G. OF WORK C Gale
PRIN. NAV. ARCH. Boyd

TECHNICAL OFFICER

PLANNING OFFICER

BU. NO. SS384-S0103-68161 — A-744

PLACE OF ISSUE	DATE	SERIAL NUMBER OF VANDYKE TAKEN	OFFICE TO WHICH VANDYKE IS CHARGED	PLACE OF ISSUE	DATE	SERIAL NUMBER OF VANDYKE TAKEN	OFFICE TO WHICH VANDYKE IS CHARGED
Pts Navy Yard	9-1944		Bureau of Ships				

SUBMARINE SS384

BOOKLET OF GENERAL PLA

RE
AC

ED TO SUIT SHIP		
	DATE	PLANNING OFFICER

PLATE NO. 1 TITLE COVER
PLATE NO. 2 - GENERAL DIMENSIONS
PLATE NO. 3 - OUTBOARD PROFILE
PLATE NO. 4 - INBOARD PROFILE
PLATE NO. 5 - MAIN DECK
PLATE NO. 6 - PLATFORM DECK
PLATE NO. 7 - HOLD

CONFIDENTIAL

NAVY YARD,

MADE BY MARCOT
CHECKED BY WAT
IN CH'G. OF WORK
PRIN. NAV. ARCH.

BU. NO. SS384

SU

BOOKLE

CORRECTED TO SUIT SHIP		
PLACE	DATE	PLANNING OFFICER

HEIGHTS

LOWEST POINT OF KEEL TO TOP OF STRENGTH HULL AMIDSHIPS ON ℄	19'-10"
LOWEST POINT OF KEEL TO TOP OF BRIDGE DECK	29'-4¼"
LOWEST POINT OF KEEL TO TOP OF HIGHEST PERISCOPE EXTENDED	66'-9 1/16"
LOWEST POINT OF KEEL TO TOP OF CONNING TOWER PLATING	28'-4¼"
LOWEST POINT OF KEEL TO TOP OF PERISCOPE F'DN. STRUCTURE ABOVE THIS POINT CAN BE UNBOLTED.	34'-2¾"
LOWEST POINT OF KEEL TO TOP OF PERISCOPE SUPPORTS	47'-3½"

S OF TANKS VENT PIPING INCLUDED

TONS OIL	FRESH WATER	GALS.	TONS F.W.
	NOS. 1&2	1980	7.38
2.94	NOS. 3&4	1980	7.38
3.44	TOTAL	3960	14.76
5.06	BATTERY FRESH WATER	GALS.	TONS F.W.
1.44	FOR'D.	598	2.22
1.52	AFT	598	2.22
1.52	TOTAL	1196	4.44
1.52	COMB. TOTAL	5156	19.20
1.52	MAIN BALLAST	GALS.	TONS S.W.
6.08	NO. 1	12718	48.
12.52	NOS. 2A & 2B	16870	64.44
.63	NOS. 2C & 2D	17001	64.94
.63	NOS. 6A & 6B	17938	68.52
1.34	NOS. 6C & 6D	19001	72.58
20.12	NO. 7	10694	40.85
TONS OIL	SAFETY	6330	24.19
3631	TOTAL	100552	384.10
41.56	FUEL BALLAST	GALS	TONS S.W.
47.45	NOS. 3-A & 3-B	19593	74.84
29.68	NOS. 3-A & 3-B	24425	93.30
9.49	NOS. 5-A & 5-B	19729	75.36
9.49	TOTAL	63747	243.50
3.02	COMB. TOTAL	164299	627.60
177.00	NEGATIVE	2109	8.06
TONS OIL	VARIABLE BALLAST	GALS.	TONS S.W.
61.21	AUXILIARY NO. 1	8183	31.26
76.12	AUXILIARY NO. 2	8183	31.26
61.50	FOR'D. TRIM	6433	24.57
198.83	FOR'D. W.R.T.	1316	5.00
375.83	AFTER TRIM	5416	20.68
TONS S.W.	AFTER W.R.T.	1384	5.26
1.22	TOTAL	30915	118.00
4.20	BOW BUOYANCY	7906	30.20
5.42			

PRINCIPAL DIMENSIONS

LENGTH OVERALL	311'-8 7/16"
LENGTH BETWEEN PERPENDICULARS	307'-0 7/16"
BREADTH, MOLDED	27'-1¾"
BREADTH, EXTREME	27'-3¼"
PROJECTION FOR'D. OF F.P.	4'-8"
LENGTH OF STRAIGHT KEEL	154'-7¼"
DRAFT - SURFACE CONDITION TO UNDERSIDE OF KEEL PLATES (MEAN)	15'-3"
RATIO - LENGTH TO BEAM	11.41
SHAFTS DIVERGE AT ANGLE WITH ℄ OF SHIP	1°-39'
SHAFTS ℄ AT REDUCTION GEAR (14" AFT OF FR. 104) FROM ℄ OF SHIP	4'-3¼"
SHAFTS ℄ AT REDUCTION GEAR (14" AFT OF FR 104) ABOVE BASE LINE	8'-0"
SHAFTS RAKE OUTBOARD & AFT .02874" PER INCH FROM ℄	
SHAFTS RAKE FROM BASELINE & FOR'D. .02613 PER INCH FROM BASELINE	
SHAFTS ℄ FROM BASELINE AT FR. 128	6'-9"
SCREWS CENTER FOR'D. OF A.P.	18'-6"
RUDDER AXIS FOR'D. OF A.P.	10'-6
NUMBER OF FRAMES	137

FRAME SPACING - B TO FR. 35 - 24" FR. 35 TO FR. 62 - 30" FR. 62 TO FR. 69 - 24" FR. 69 TO FR. 103 - 30" FR. 103 TO FR. 104 - 24" FR. 104 TO FR. 106 - 30" FR. 106 TO FR. 137 - 24"

PLACE OF ISSUE	DATE	SERIAL NUMBER OF VANDYKE TAKEN	OFFICE TO WHICH VANDYKE IS CHARGED	PLACE OF ISSUE	DATE	SERIAL NUMBER OF VANDYKE TAKEN	OFFICE TO WHICH VANDYKE IS CHARGED
Portsmouth Navy Yard	9-1-44		Bureau of Ships				

SUBMARINE SS 384
GENERAL DIMENSIONS
PLATE NO. 2
BU. NO. SS384-S0103-68161

HEIGHTS

LOWEST POINT OF KEEL TO TOP OF STRENGTH HULL AMIDSHIPS ON ℄	19'-10"
LOWEST POINT OF KEEL TO TOP OF BRIDGE DECK	29'-4¼"
LOWEST POINT OF KEEL TO TOP OF HIGHEST PERISCOPE EXTENDED	66'-9 1/16"
LOWEST POINT OF KEEL TO TOP OF CONNING TOWER PLATING	28'-4¼"
LOWEST POINT OF KEEL TO TOP OF PERISCOPE F'DN. STRUCTURE ABOVE THIS POINT CAN BE UNBOLTED.	34'-2¾"
LOWEST POINT OF KEEL TO TOP OF PERISCOPE SUPPORTS	47'-3½"

S OF TANKS VENT PIPING INCLUDED

TONS		GALS.	TONS F.W.
	FRESH WATER	GALS.	TONS F.W.
	NOS. 1&2	1980	7.38
2.94	NOS. 3&4	1980	7.38
3.44	TOTAL	3960	14.76
5.06	BATTERY FRESH WATER	GALS.	TONS F.W.
1.44	FOR'D.	598	2.22
.52	AFT	598	2.22
.52	TOTAL	1196	4.44
.52	COMB. TOTAL	5156	19.20
.52	MAIN BALLAST	GALS.	TONS S.W.
.08	NO. 1	12718	48.
2.52	NOS. 2A & 2B	16870	64.44
.63	NOS. 2C & 2D	17001	64.94
.63	NOS. 6A & 6B	17938	68.52
1.34	NOS. 6C & 6D	19001	72.58
20.12	NO. 7	10694	40.85
TONS OIL	SAFETY	6330	24.19
3631	TOTAL	100552	384.10
41.56	FUEL BALLAST	GALS	TONS S.W.
17.45	NOS. 3-A & 3-B	19593	74.84
29.68	NOS. 3-A & 3-B	24425	93.30
9.49	NOS. 5-A & 5-B	19729	75.36
9.49	TOTAL	63747	243.50
3.02	COMB. TOTAL	164299	627.60
177.00	NEGATIVE	2109	8.06
TONS OIL	VARIABLE BALLAST	GALS.	TONS S.W.
61.21	AUXILIARY NO. 1	8183	31.26
76.12	AUXILIARY NO. 2	8183	31.26
61.50	FOR'D. TRIM	6433	24.57
198.83	FOR'D. W.R.T.	1316	5.00
375.83	AFTER TRIM	5416	20.68
TONS S.W.	AFTER W.R.T.	1384	5.26
1.22	TOTAL	30915	118.00
4.20	BOW BUOYANCY	7906	30.20
5.42			

PRINCIPAL DIMENSIONS

LENGTH OVERALL	311'-8 7/16"
LENGTH BETWEEN PERPENDICULARS	307-0 7/16
BREADTH, MOLDED	27'-1¾"
BREADTH, EXTREME	27'-3¼"
PROJECTION FOR'D OF F.P.	4'-8"
LENGTH OF STRAIGHT KEEL	154'-7¼"
DRAFT - SURFACE CONDITION TO UNDERSIDE OF KEEL PLATES (MEAN)	15'-3"
RATIO - LENGTH TO BEAM	11.41
SHAFTS DIVERGE AT ANGLE WITH ℄ OF SHIP	1°-39'
SHAFTS ℄ AT REDUCTION GEAR (14" AFT OF FR. 104) FROM ℄ OF SHIP	4'-3½"
SHAFTS ℄ AT REDUCTION GEAR (14" AFT OF FR 104) ABOVE BASE LINE	8'-0"
SHAFTS RAKE OUTBOARD & AFT .02874" PER INCH FROM ℄	
SHAFTS RAKE FROM BASELINE & FOR'D. .02613 PER INCH FROM BASELINE	
SHAFTS ℄ FROM BASELINE AT FR. 128	6'-9"
SCREWS CENTER FOR'D. OF A.P.	18'-6"
RUDDER AXIS FOR'D. OF A.P.	10'-6
NUMBER OF FRAMES	137

FRAME SPACING - B TO FR. 35 - 24" FR. 35 TO FR. 62 - 30" FR. 62 TO FR. 69 - 24" FR. 69 TO FR. 103 - 30" FR. 103 TO FR. 104 - 24" FR. 104 TO FR. 106 - 30" FR. 106 TO FR 137 - 24"

SUBMARINE SS 384
GENERAL DIMENSIONS
PLATE NO. 2
BU. NO. SS384-S0103-68161

PLACE OF ISSUE	DATE	SERIAL NUMBER OF VANDYKE TAKEN	OFFICE TO WHICH VANDYKE IS CHARGED	PLACE OF ISSUE	DATE	SERIAL NUMBER OF VANDYKE TAKEN	OFFICE TO WHICH VANDYKE IS CHARGED
Portsmouth Navy Yard	12-1-44		Bureau of Ships				

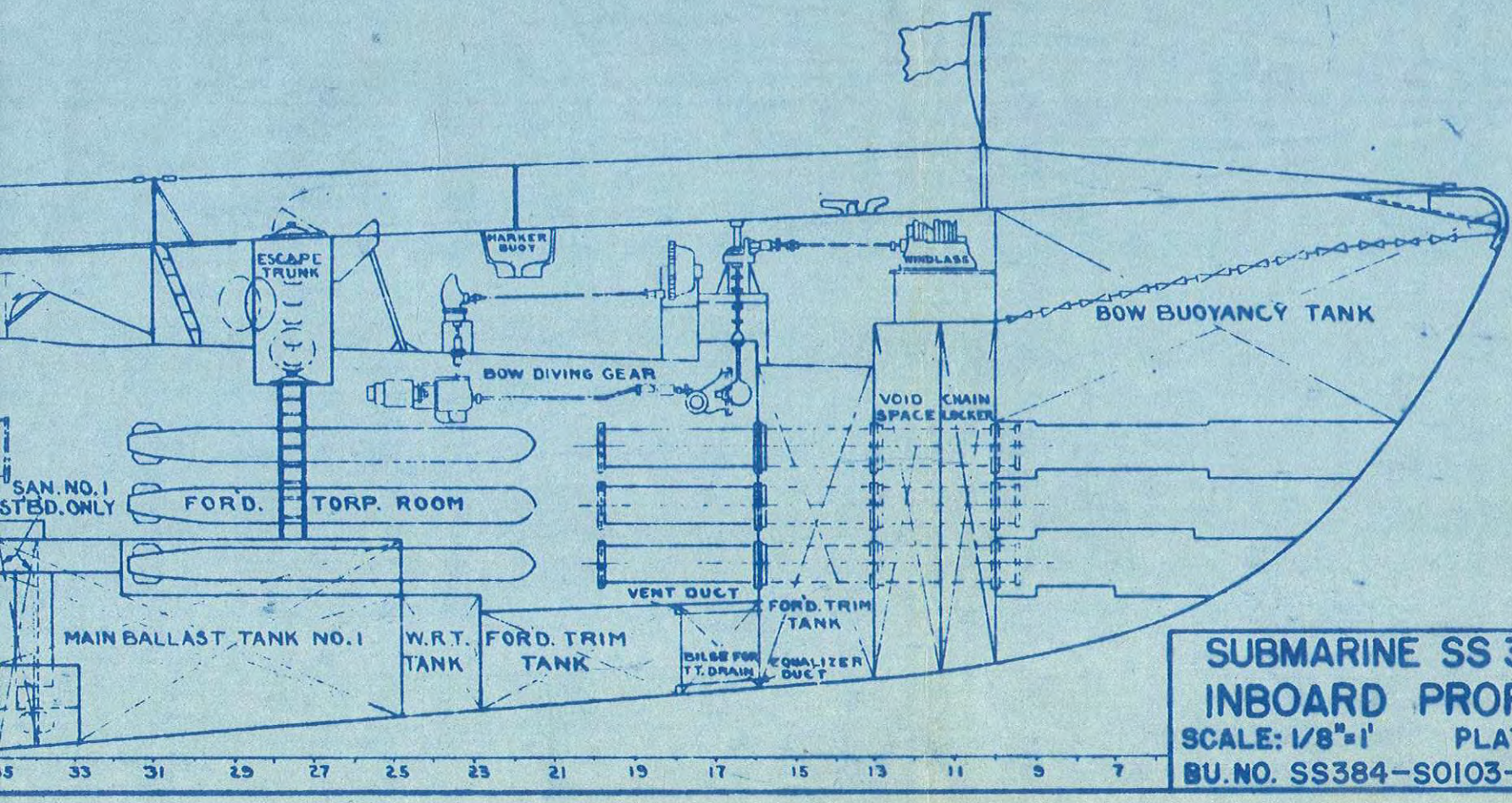

SUBMARINE SS 384
INBOARD PROFILE

SCALE: 1/8" = 1' PLATE NO. 4

BU. NO. SS384-S0103-68161

PLACE OF ISSUE	DATE	SERIAL NUMBER OF VANDYKE TAKEN	OFFICE TO WHICH VANDYKE IS CHARGED	PLACE OF ISSUE	DATE	SERIAL NUMBER OF VANDYKE TAKEN	OFFICE TO WHICH VANDYKE IS CHARGED
Ports. Navy Yard	8-4-43		Bureau of Ships				

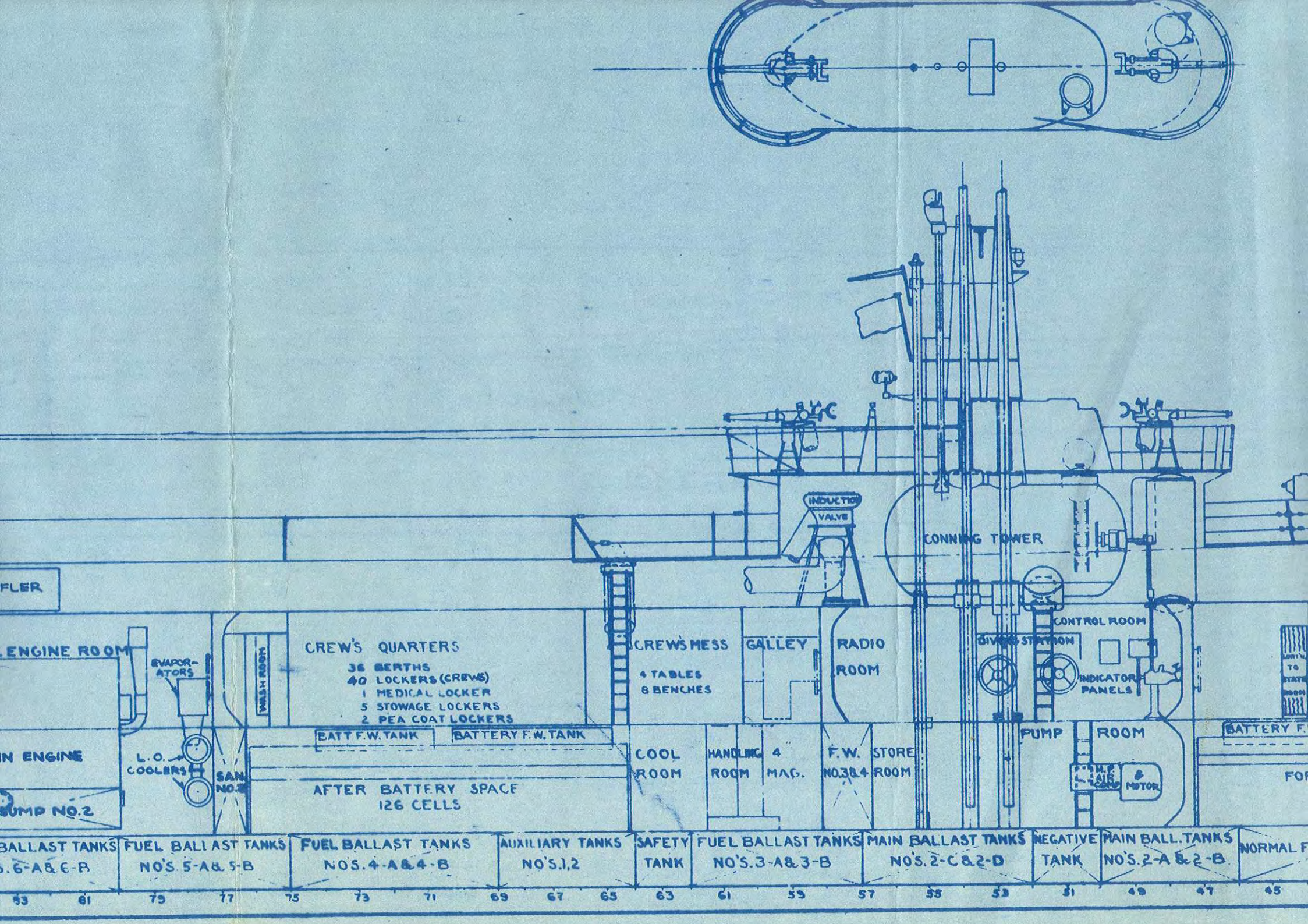
FLER
ENGINE ROOM
EVAPOR-ATORS
WASH ROOM
CREW'S QUARTERS
36 BERTHS
40 LOCKERS (CREWS)
1 MEDICAL LOCKER
5 STOWAGE LOCKERS
2 PEA COAT LOCKERS
BATT F.W. TANK
BATTERY F.W. TANK
IN ENGINE
L.O. COOLERS
SAN NO.2
AFTER BATTERY SPACE
126 CELLS
SUMP NO.2
INDUCTION VALVE
CREW'S MESS
4 TABLES
8 BENCHES
GALLEY
RADIO ROOM
CONNING TOWER
DIVING STATION
CONTROL ROOM
INDICATOR PANELS
PUMP ROOM
COOL ROOM
HANDLING ROOM
4 MAG.
F.W. NO.3&4
STORE ROOM
M.P. AIR COMP
MOTOR
BATTERY F.
FOR
BALLAST TANKS
.6-A&6-B
FUEL BALLAST TANKS
NO'S. 5-A&5-B
FUEL BALLAST TANKS
NO'S. 4-A&4-B
AUXILIARY TANKS
NO'S. 1,2
SAFETY TANK
FUEL BALLAST TANKS
NO'S. 3-A&3-B
MAIN BALLAST TANKS
NO'S. 2-C&2-D
NEGATIVE TANK
MAIN BALL. TANKS
NO'S. 2-A&2-B
NORMAL F
83
81
79
77
75
73
71
69
67
65
63
61
59
57
55
53
51
49
47
45

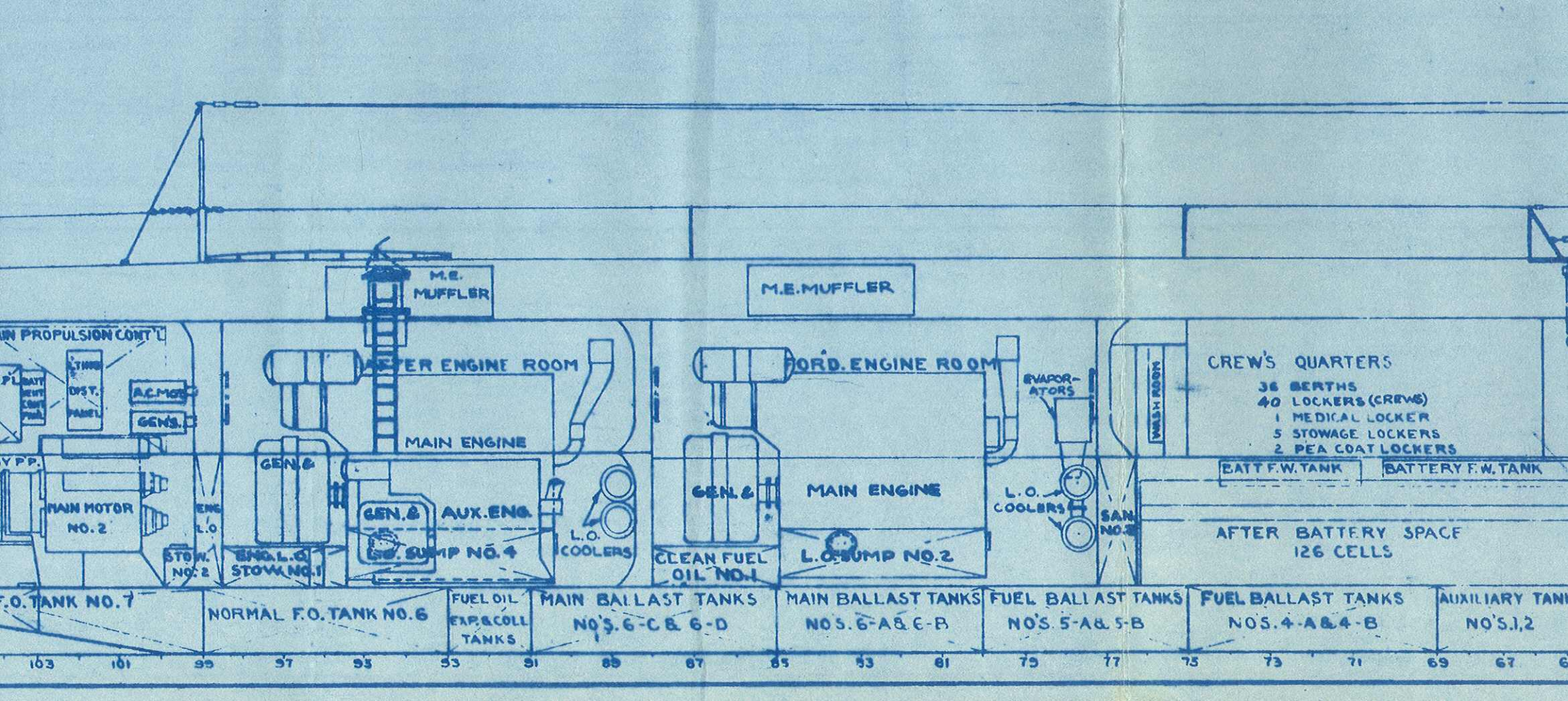
M.E. MUFFLER
M.E. MUFFLER
IN PROPULSION CONT'L
DIST. PANEL
A.C. MOT.
GENS.
MAIN MOTOR NO. 2
ENG. L.O.
STOW. NO. 2
AFTER ENGINE ROOM
MAIN ENGINE
GEN.&
GEN.&
AUX. ENG.
ENG. L.O. STOW. NO. 1
L.O. SUMP NO. 4
L.O. COOLERS
FORD. ENGINE ROOM
GEN.&
MAIN ENGINE
CLEAN FUEL OIL NO. 1
L.O. SUMP NO. 2
EVAPOR-ATORS
L.O. COOLERS
SAN. NO. 3
WASH ROOM
CREW'S QUARTERS
36 BERTHS
40 LOCKERS (CREWS)
1 MEDICAL LOCKER
5 STOWAGE LOCKERS
2 PEA COAT LOCKERS
BATT F.W. TANK
BATTERY F.W. TANK
AFTER BATTERY SPACE
126 CELLS
F.O. TANK NO. 7
NORMAL F.O. TANK NO. 6
FUEL OIL EXP. & COLL. TANKS
MAIN BALLAST TANKS NO'S. 6-C & 6-D
MAIN BALLAST TANKS NO'S. 6-A & 6-B
FUEL BALLAST TANKS NO'S. 5-A & 5-B
FUEL BALLAST TANKS NO'S. 4-A & 4-B
AUXILIARY TANK NO'S. 1,2
103
101
99
97
95
93
91
89
87
85
83
81
79
77
75
73
71
69
67

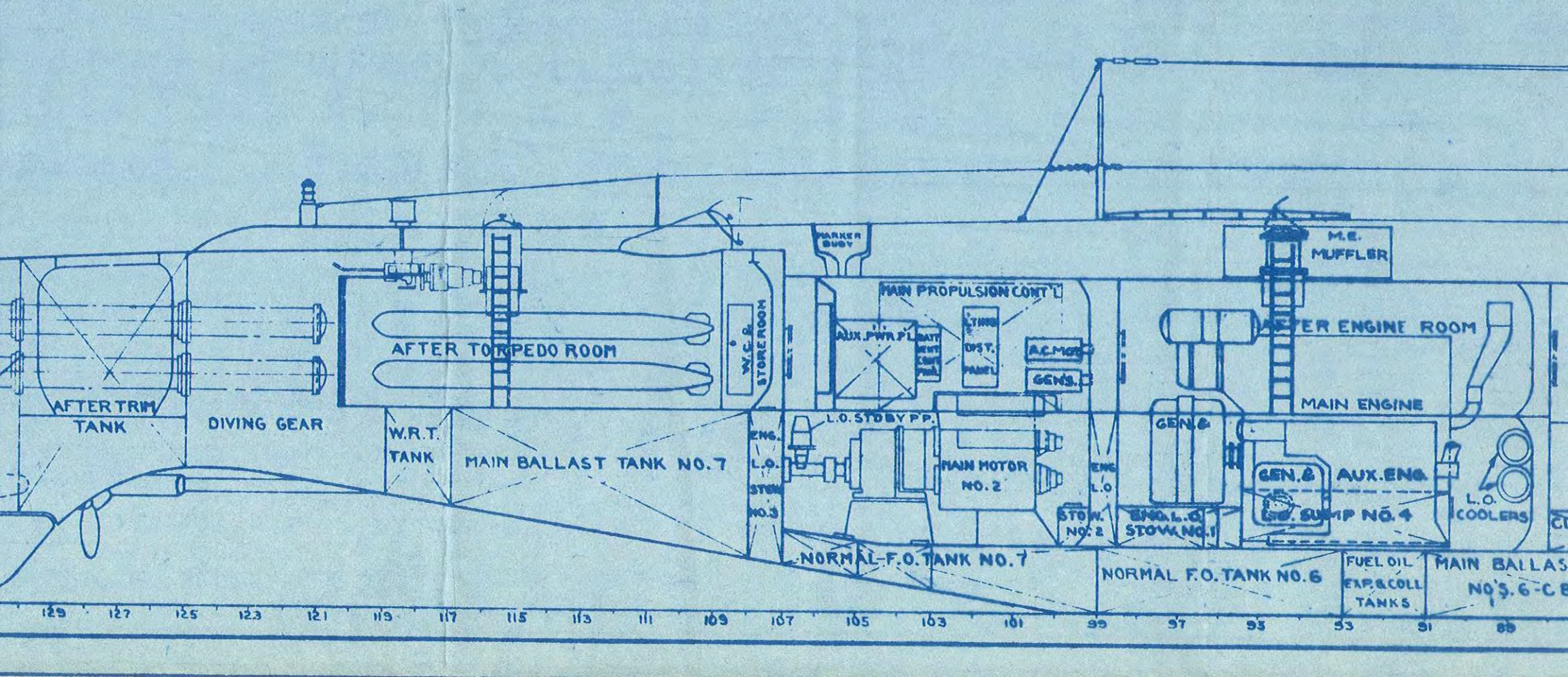
AFTER TRIM TANK
DIVING GEAR
AFTER TORPEDO ROOM
W.R.T. TANK
MAIN BALLAST TANK NO. 7
W.C. & STORE ROOM
MARKER BUOY
MAIN PROPULSION CONT'L
AUX. PWR. PL.
DIST. PANEL
A.C. MOTS
GENS.
L.O. STDBY P.P.
MAIN MOTOR NO. 2
ENG. L.O. STOW. NO. 3
ENG. L.O. STOW. NO. 2
ENG. L.O. STOW. NO. 1
NORMAL F.O. TANK NO. 7
NORMAL F.O. TANK NO. 6
M.E. MUFFLER
AFTER ENGINE ROOM
MAIN ENGINE
GEN. &
GEN. &
AUX. ENG.
L.O. SUMP NO. 4
L.O. COOLERS
FUEL OIL EXP. & COLL. TANKS
MAIN BALLAS
NO'S. 6-C
129
127
125
123
121
119
117
115
113
111
109
107
105
103
101
99
97
95
93
91
89

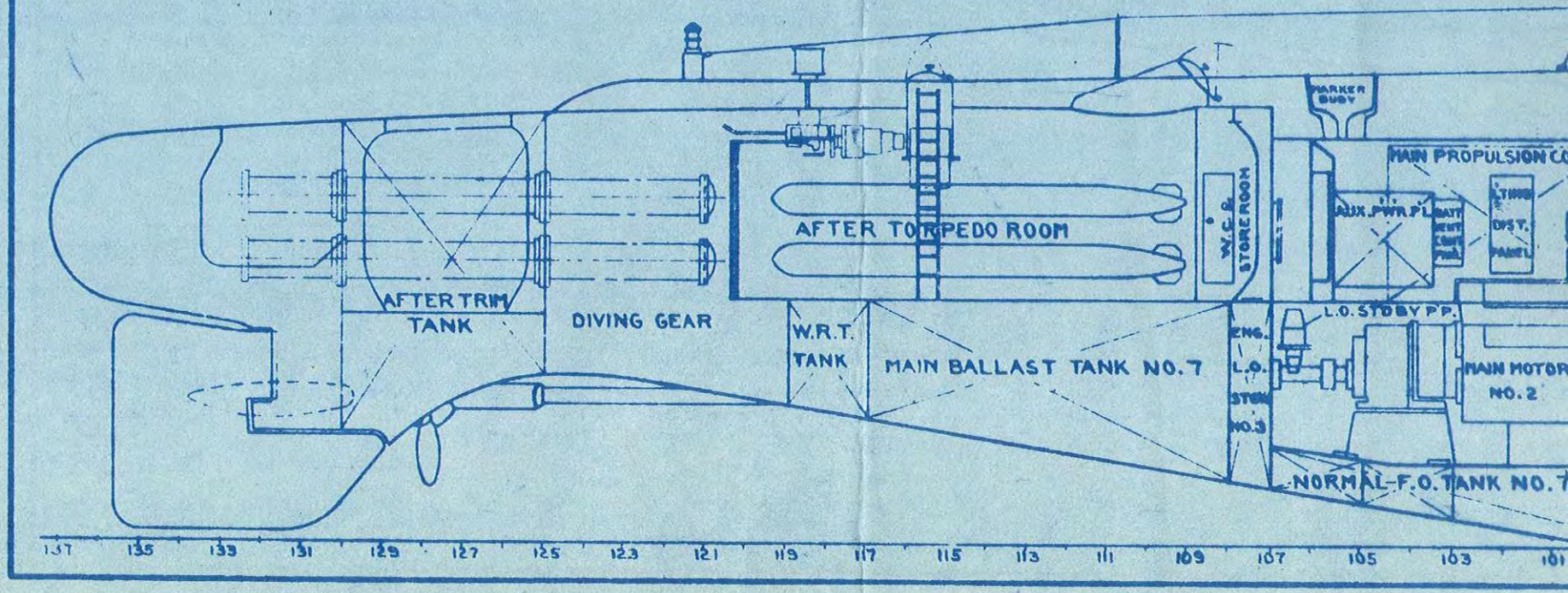
MARKER BUOY
MAIN PROPULSION CO
AUX. PWR. PL
DIST.
PANEL
AFTER TORPEDO ROOM
W.C.
STORE ROOM
AFTER TRIM TANK
DIVING GEAR
W.R.T. TANK
MAIN BALLAST TANK NO. 7
ENG. L.O. STOR NO. 3
L.O. STDBY PP.
MAIN MOTOR NO. 2
NORMAL F.O. TANK NO. 7
137
135
133
131
129
127
125
123
121
119
117
115
113
111
109
107
105
103
101

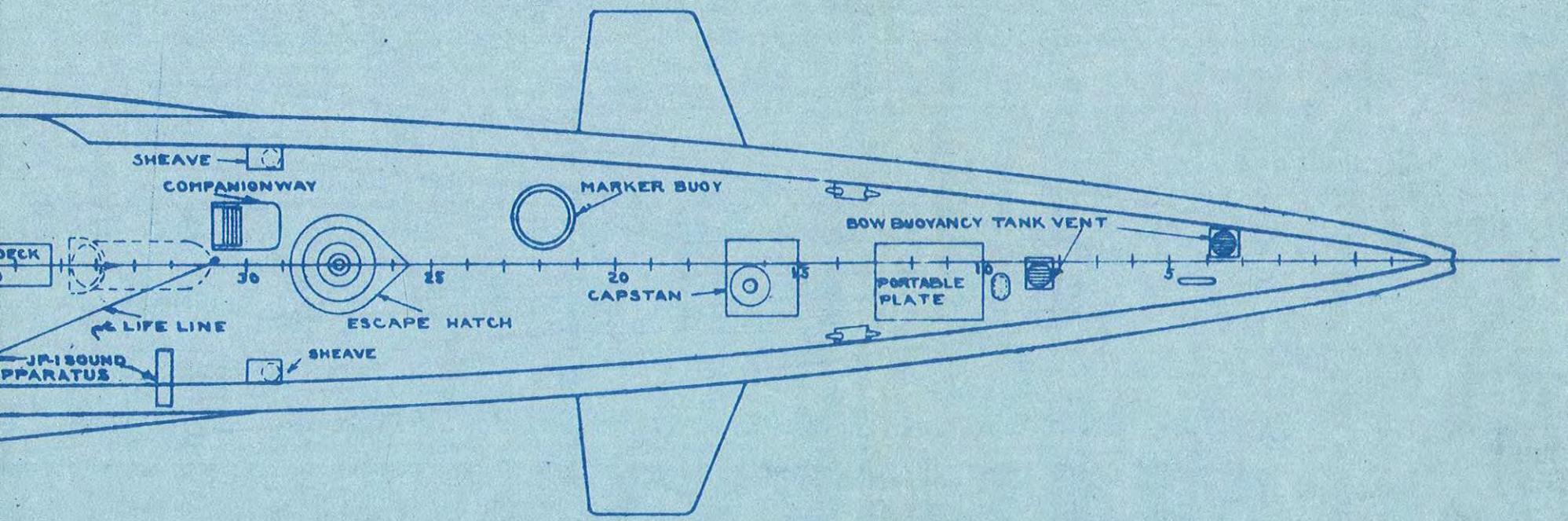

SUBMARINE SS 384
MAIN DECK

SCALE: 1/8" = 1' PLATE NO. 5

BU. NO. SS384-S0103-68161

PLACE OF ISSUE	DATE	SERIAL NUMBER OF VANDYKE TAKEN	OFFICE TO WHICH VANDYKE IS CHARGED	PLACE OF ISSUE	DATE	SERIAL NUMBER OF VANDYKE TAKEN	OFFICE TO WHICH VANDYKE IS CHARGED
Portsmouth Navy Yard	5-1-44		Bureau of Ships				

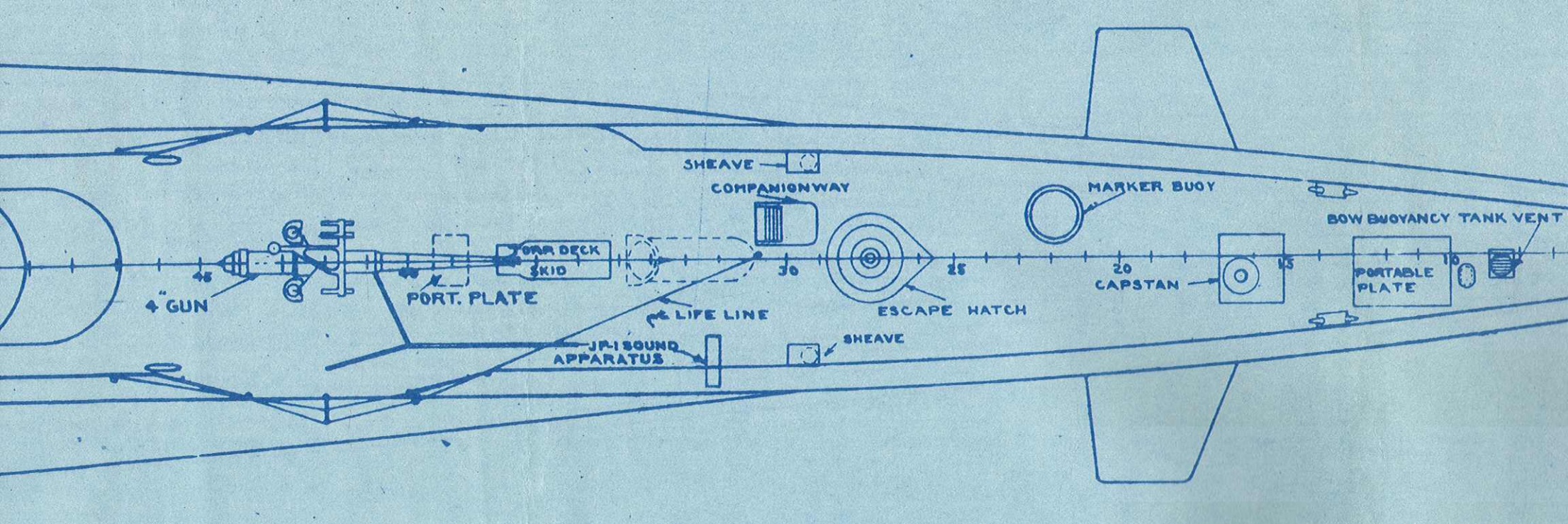
SHEAVE
COMPANIONWAY
MARKER BUOY
BOW BUOYANCY TANK VENT
GAR DECK
SKID
45
40
30
25
20
15
10
4" GUN
PORT. PLATE
LIFE LINE
ESCAPE HATCH
CAPSTAN
PORTABLE PLATE
JP-1 SOUND APPARATUS
SHEAVE

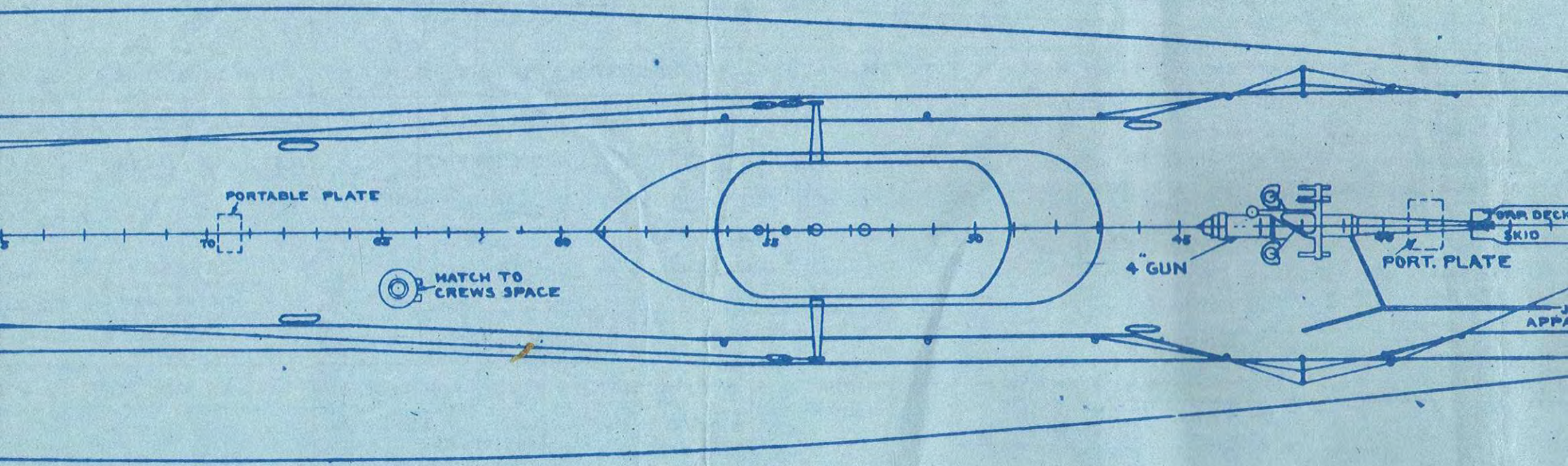
PORTABLE PLATE
70
65
60
55
50
45
40
HATCH TO
CREWS SPACE
4" GUN
PORT. PLATE
SKID

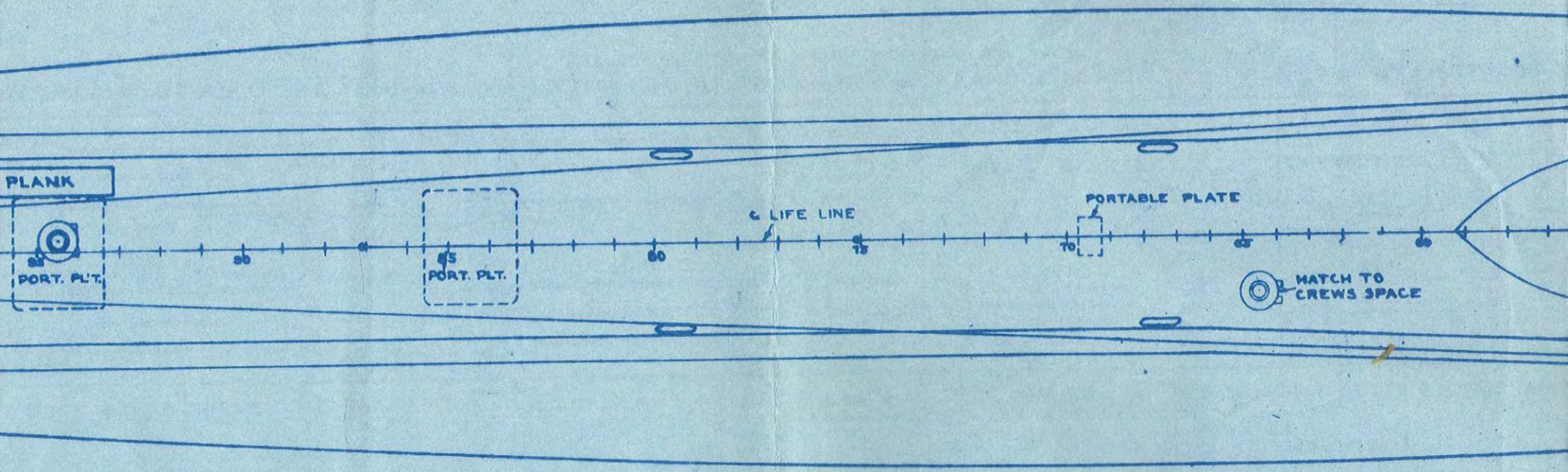
PLANK
PORT. PLT.
PORT. PLT.
℄ LIFE LINE
PORTABLE PLATE
HATCH TO
CREWS SPACE

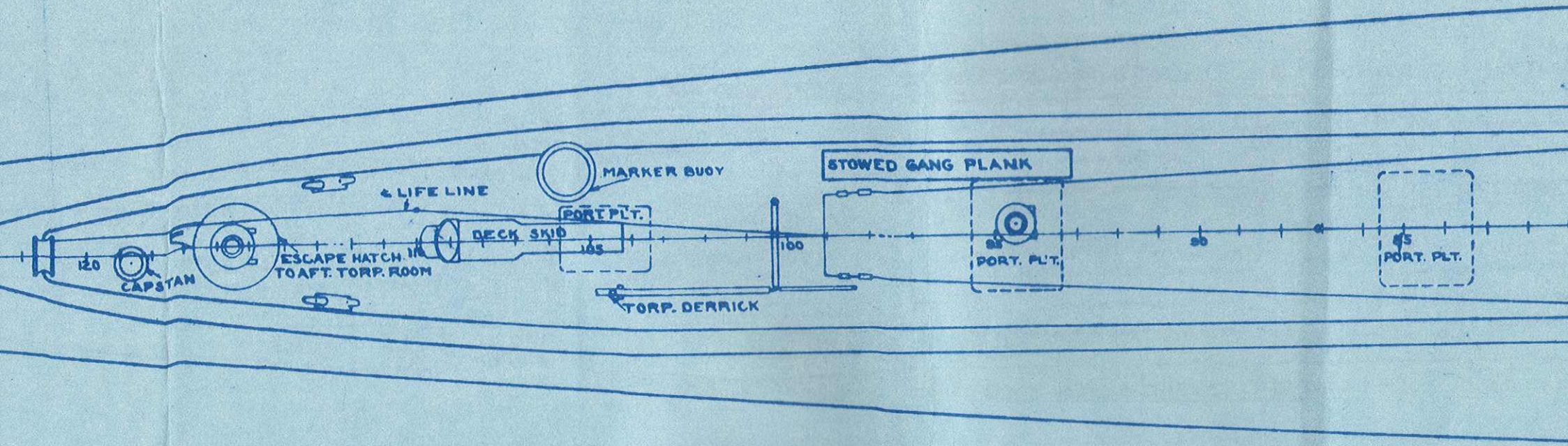
MARKER BUOY
STOWED GANG PLANK
& LIFE LINE
PORT PLT.
DECK SKID
120
CAPSTAN
ESCAPE HATCH
TO AFT. TORP. ROOM
105
100
TORP. DERRICK
95
PORT. PLT.
90
85
PORT. PLT.

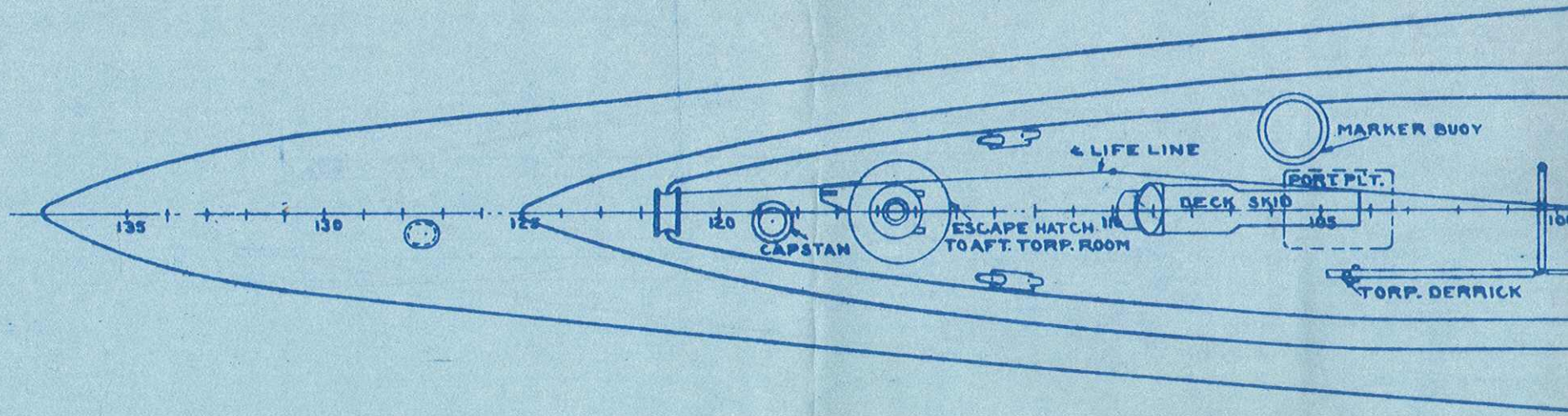
MARKER BUOY
LIFE LINE
PORT PLT.
DECK SKID
ESCAPE HATCH
TO AFT. TORP. ROOM
CAPSTAN
TORP. DERRICK
135
130
125
120
115
105

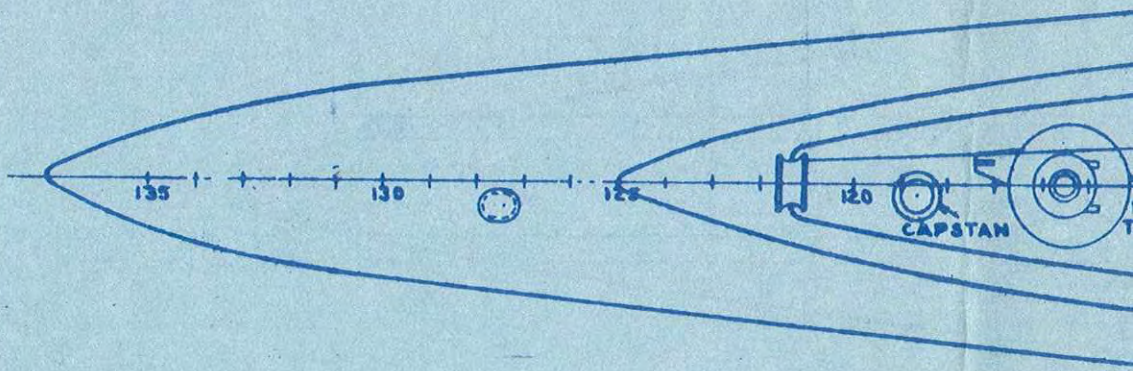
135
130
125
120
CAPSTAN

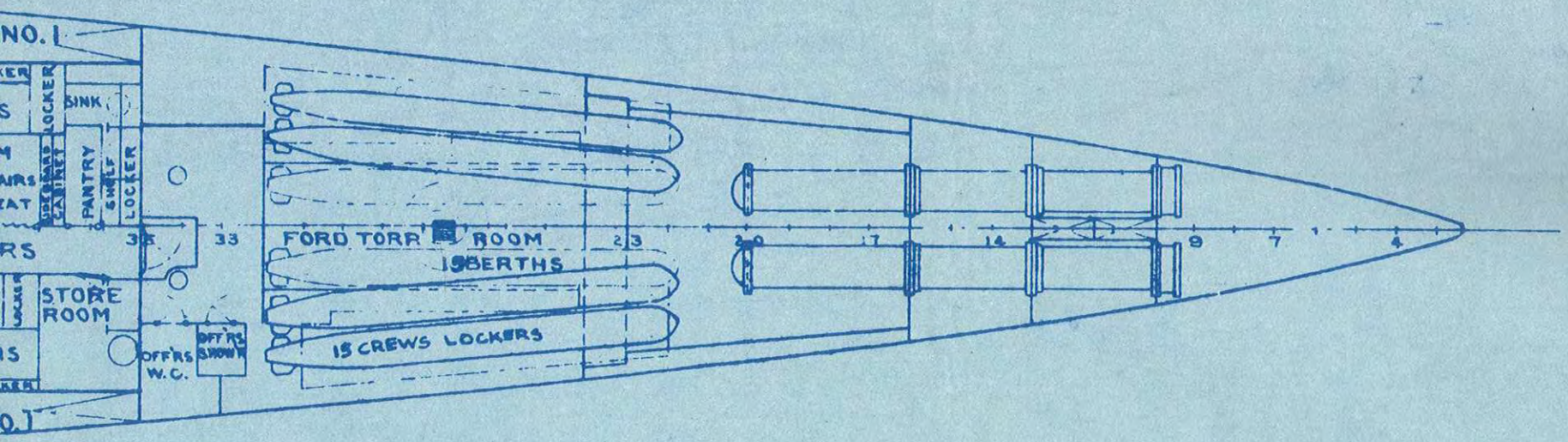

SUBMARINE SS 384
PLATFORM DECK

SCALE: 1/8" = 1' PLATE NO. 6

BU. NO. SS384-S0103-68161

PLACE OF ISSUE	DATE	SERIAL NUMBER OF YANDYKE TAKEN	OFFICE TO WHICH YANDYKE IS CHARGED	PLACE OF ISSUE	DATE	SERIAL NUMBER OF YANDYKE TAKEN	OFFICE TO WHICH YANDYKE IS CHARGED
Portsmouth Navy Yard	9/1/43		Bureau of Ships				

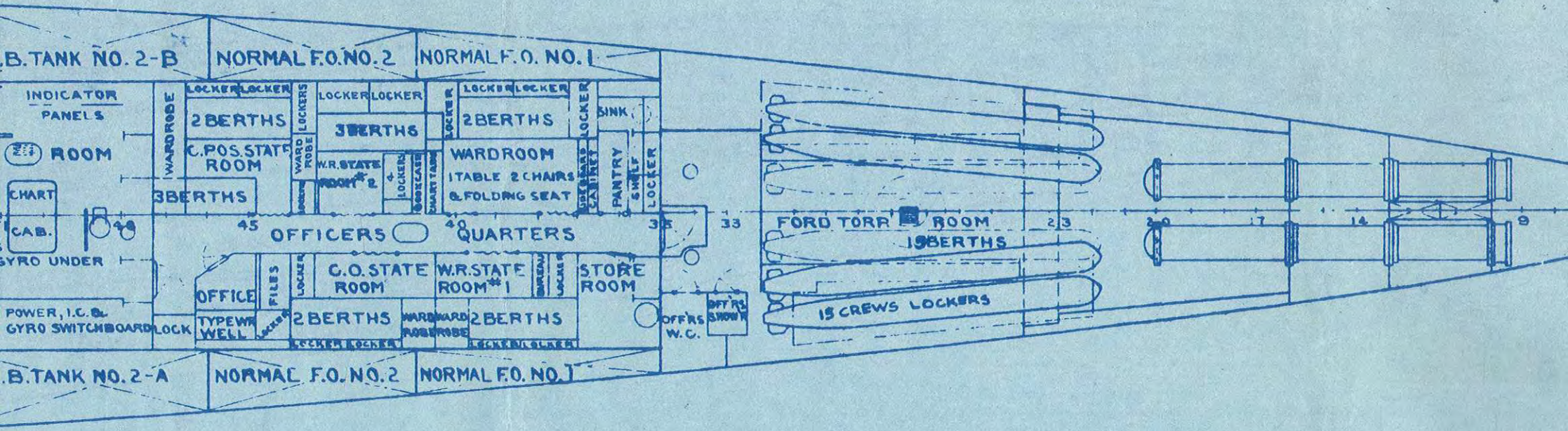
.B. TANK NO. 2-B
NORMAL F.O. NO. 2
NORMAL F.O. NO. 1
INDICATOR PANELS
ROOM
CHART
CAB.
GYRO UNDER
POWER, I.C. & GYRO SWITCHBOARD
LOCK
WARDROBE
LOCKER
LOCKERS
2 BERTHS
C. POS. STATE ROOM
3 BERTHS
3 BERTHS
W.R. STATE ROOM #2
4 LOCKERS
BOOKCASE
CHART TABLE
2 BERTHS
WARDROOM
1 TABLE 2 CHAIRS & FOLDING SEAT
SIDEBOARD CABINET
SINK
PANTRY
SHELF
45
48
OFFICERS QUARTERS
35
33
OFFICE
FILES
TYPEWR WELL
C.O. STATE ROOM
W.R. STATE ROOM #1
BUREAU
STORE ROOM
2 BERTHS
WARDROBE
2 BERTHS
OFF'RS W.C.
OFF'RS SHOWR
FORD TORR ROOM
19 BERTHS
15 CREWS LOCKERS
23
26
17
14
9
.B. TANK NO. 2-A
NORMAL F.O. NO. 2
NORMAL F.O. NO. 1

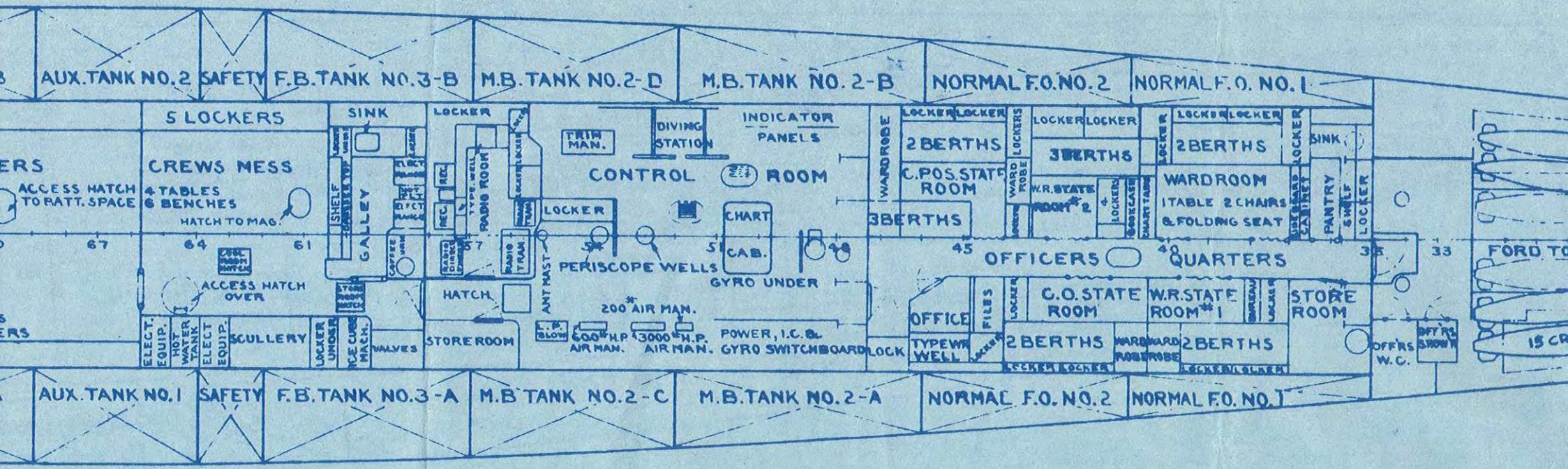
AUX. TANK NO. 2
SAFETY
F.B. TANK NO. 3-B
M.B. TANK NO. 2-D
M.B. TANK NO. 2-B
NORMAL F.O. NO. 2
NORMAL F.O. NO. 1
5 LOCKERS
SINK
LOCKER
CREWS MESS
4 TABLES
6 BENCHES
ACCESS HATCH TO BATT. SPACE
HATCH TO MAG.
ACCESS HATCH OVER
SHELF
GALLEY
COFFEE URN
REC.
TYPE WELL
RADIO ROOM
RADIO DIRECT.
RADIO TRANS.
TRIM MAN.
DIVING STATION
INDICATOR PANELS
CONTROL ROOM
CHART CAB.
PERISCOPE WELLS
GYRO UNDER
ANT MAST
HATCH
200# AIR MAN.
L.P. BLOW
600# H.P. AIR MAN.
3000# H.P. AIR MAN.
POWER, I.C. & GYRO SWITCHBOARD
STORE ROOM
ELECT. EQUIP.
HOT WATER TANK
SCULLERY
LOCKER UNDER
ICE CUBE MACH.
VALVES
WARDROBE
2 BERTHS
C.POS. STATE ROOM
3 BERTHS
LOCKERS
3 BERTHS
W.R. STATE ROOM #2
4 LOCKERS
BOOKCASE
CHART TABLE
WARDROOM
1 TABLE 2 CHAIRS & FOLDING SEAT
PANTRY
SHELF
OFFICERS QUARTERS
OFFICE
FILES
TYPEWR WELL
C.O. STATE ROOM
W.R. STATE ROOM #1
BUREAU
STORE ROOM
LOCK
OFFRS W.C.
OFFRS SHOWR
FORD TO
15 CR
AUX. TANK NO. 1
SAFETY
F.B. TANK NO. 3-A
M.B. TANK NO. 2-C
M.B. TANK NO. 2-A
NORMAL F.O. NO. 2
NORMAL F.O. NO. 1

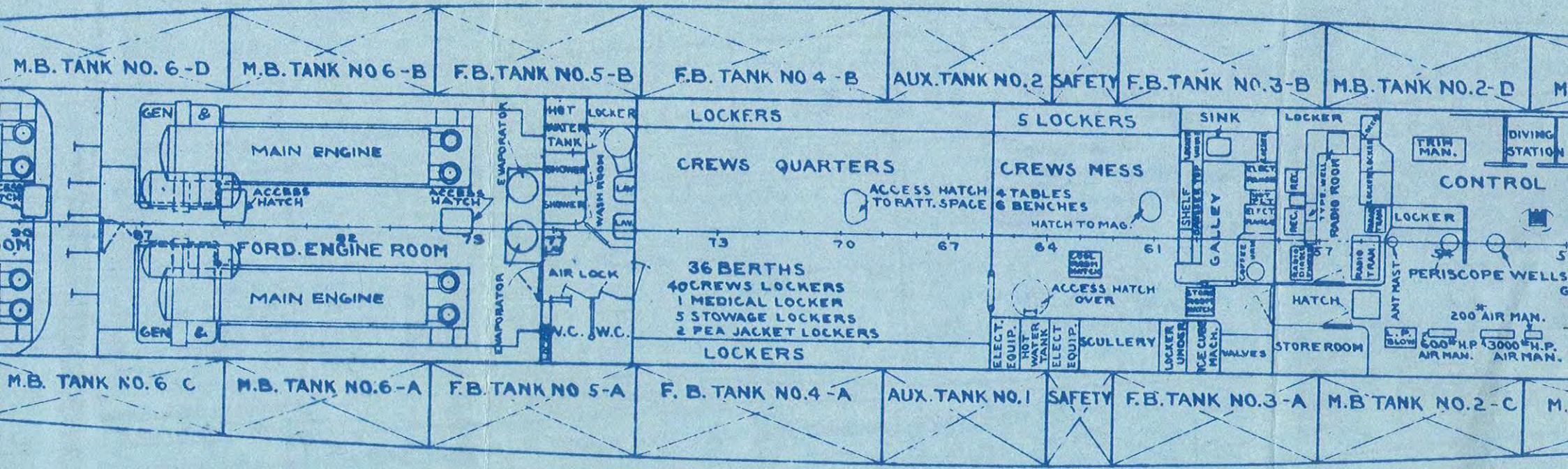
M.B. TANK NO. 6-D
M.B. TANK NO 6-B
F.B. TANK NO. 5-B
F.B. TANK NO 4-B
AUX. TANK NO. 2
SAFETY
F.B. TANK NO. 3-B
M.B. TANK NO. 2-D
GEN
MAIN ENGINE
ACCESS HATCH
ACCESS HATCH
EVAPORATOR
HOT WATER TANK
LOCKER
SHOWER
SHOWER
WASH ROOM
LAV
LAV
LOCKERS
CREWS QUARTERS
ACCESS HATCH TO BATT. SPACE
5 LOCKERS
CREWS MESS
4 TABLES
6 BENCHES
HATCH TO MAG.
SINK
LOCKER
TRIM MAN.
DIVING STATION
CONTROL
LOCKER
FORD. ENGINE ROOM
MAIN ENGINE
AIR LOCK
W.C.
W.C.
36 BERTHS
40 CREWS LOCKERS
1 MEDICAL LOCKER
5 STOWAGE LOCKERS
2 PEA JACKET LOCKERS
LOCKERS
SHELF
GALLEY
COFFEE
RADIO ROOM
REC.
TYPE WELL
RADIO TRAN.
ACCESS HATCH OVER
HATCH
ANT MAST
PERISCOPE WELLS
200# AIR MAN.
ELECT. EQUIP.
HOT WATER TANK
ELECT EQUIP.
SCULLERY
LOCKER UNDER
ICE CUBE MACH.
VALVES
STORE ROOM
L.P. BLOW
600# AIR MAN.
H.P.
3000# AIR MAN.
H.P.
M.B. TANK NO. 6 C
M.B. TANK NO. 6-A
F.B. TANK NO 5-A
F. B. TANK NO. 4-A
AUX. TANK NO. 1
SAFETY
F.B. TANK NO. 3-A
M.B TANK NO. 2-C

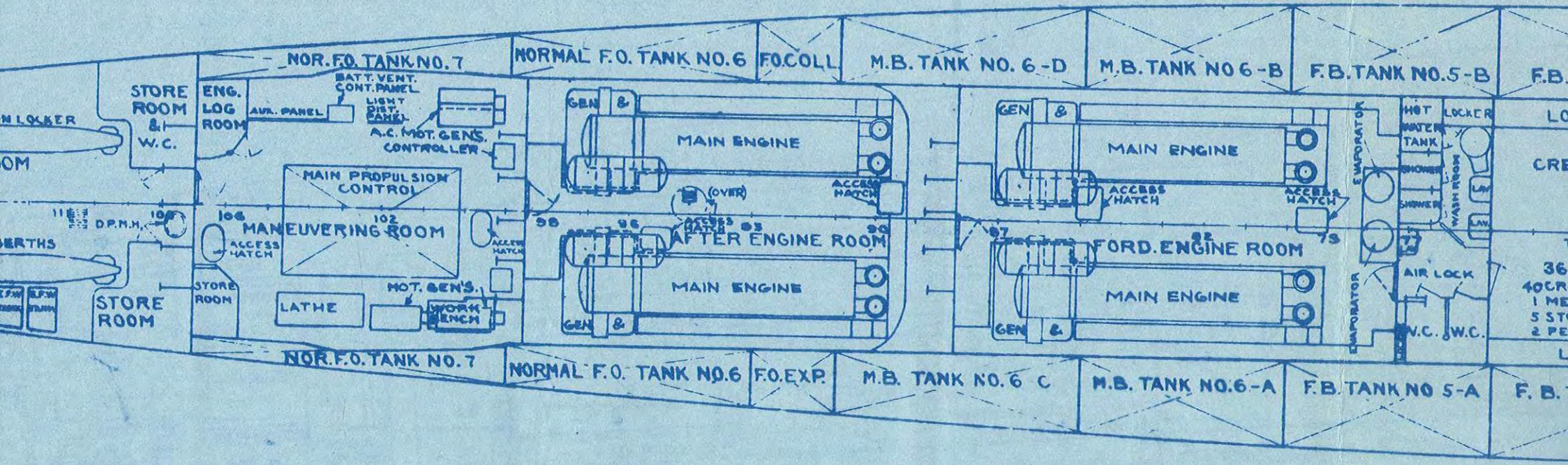
NOR. F.O. TANK NO. 7
NORMAL F.O. TANK NO. 6
F.O. COLL
M.B. TANK NO. 6-D
M.B. TANK NO 6-B
F.B. TANK NO. 5-B
STORE ROOM & W.C.
ENG. LOG ROOM
BATT. VENT. CONT. PANEL
AUX. PANEL
LIGHT DIST. PANEL
A.C. MOT. GEN'S.
CONTROLLER
MAIN PROPULSION CONTROL
MANEUVERING ROOM
ACCESS HATCH
STORE ROOM
LATHE
MOT. GEN'S.
WORK BENCH
MAIN ENGINE
(OVER)
ACCESS HATCH
AFTER ENGINE ROOM
GEN &
FORD. ENGINE ROOM
EVAPORATOR
HOT WATER TANK
SHOWER
WASH ROOM
LOCKER
AIR LOCK
W.C.
NOR. F.O. TANK NO. 7
NORMAL F.O. TANK NO. 6
F.O. EXP.
M.B. TANK NO. 6 C
M.B. TANK NO. 6-A
F.B. TANK NO 5-A

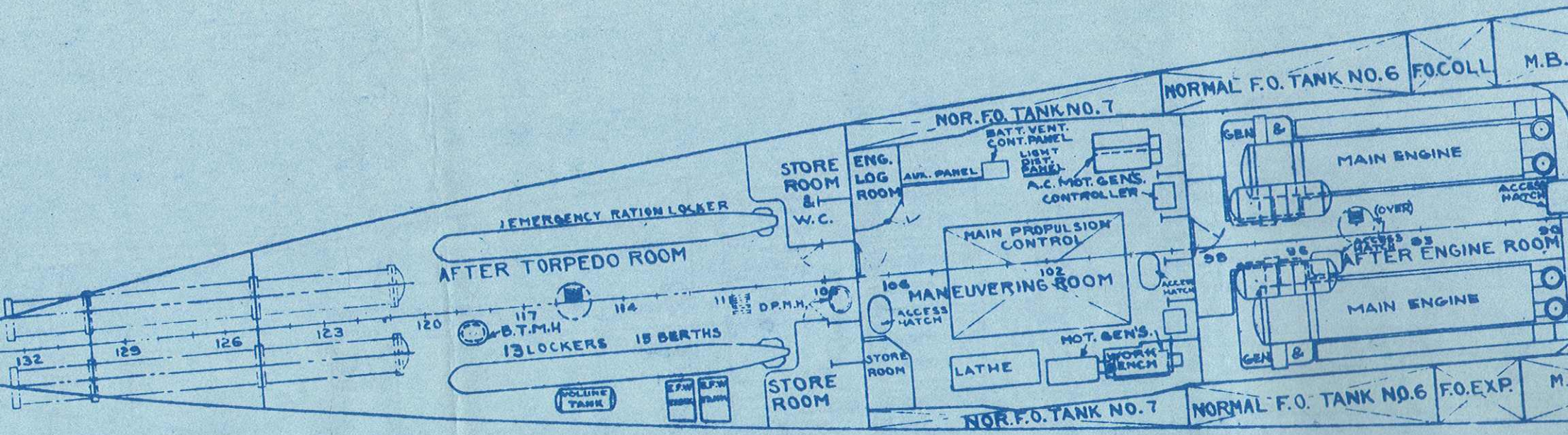
NORMAL F.O. TANK NO.6
F.O.COLL
M.B.
NOR.F.O. TANK NO.7
STORE ROOM & W.C.
ENG. LOG ROOM
BATT. VENT. CONT. PANEL
LIGHT DIST. PANEL
AUX. PANEL
A.C. MOT. GEN'S. CONTROLLER
GEN
&
MAIN ENGINE
ACCESS HATCH
(OVER)
EMERGENCY RATION LOCKER
AFTER TORPEDO ROOM
MAIN PROPULSION CONTROL
MANEUVERING ROOM
ACCESS HATCH
AFTER ENGINE ROOM
MAIN ENGINE
B.T.M.H
D.P.M.H.
13 LOCKERS
15 BERTHS
MOT. GEN'S.
WORK BENCH
LATHE
STORE ROOM
STORE ROOM
NOR.F.O. TANK NO.7
NORMAL F.O. TANK NO.6
F.O.EXP.
M.
132
129
126
123
120
117
114
111
108
106
102
98
96
93
90

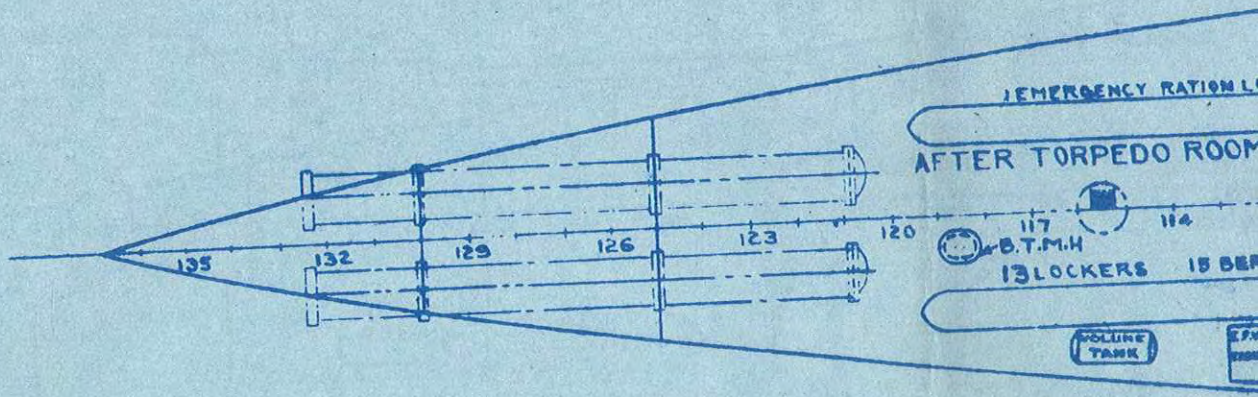
1 EMERGENCY RATION L
AFTER TORPEDO ROOM
135
132
129
126
123
120
117
114
B.T.M.H
13 LOCKERS
15 BER
POLLINE TANK

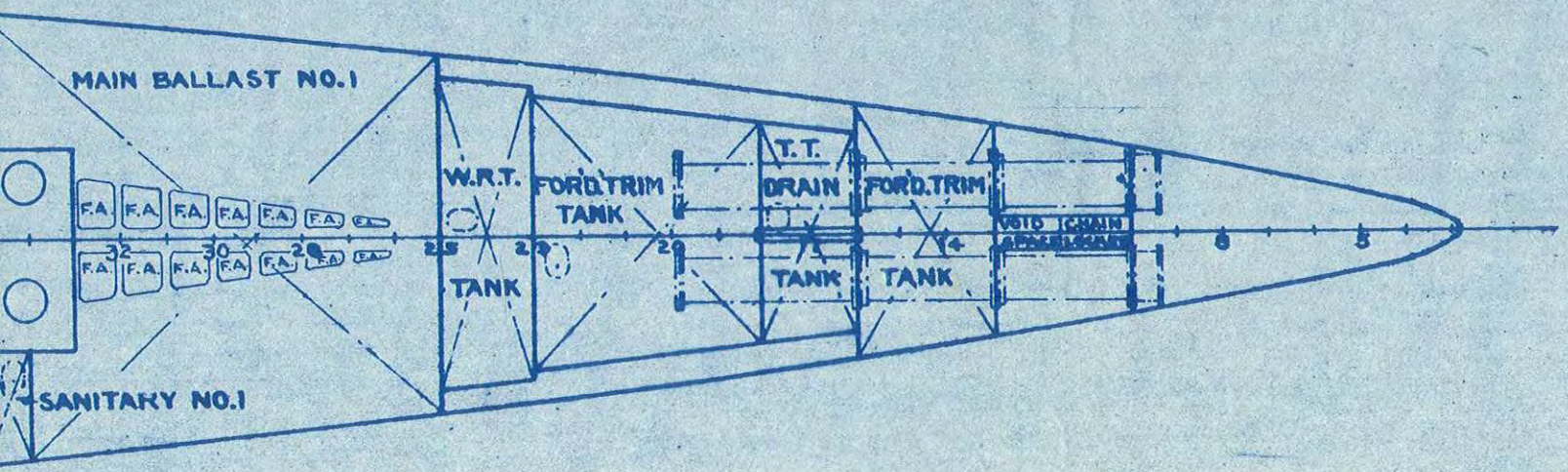

SUBMARINE SS 384

HOLD

SCALE: 1/8"=1' PLATE NO.7

BU.NO. SS384-S0103-68161

PLACE OF ISSUE	DATE	SERIAL NUMBER OF VANDYKE TAKEN	OFFICE TO WHICH VANDYKE IS CHARGED	PLACE OF ISSUE	DATE	SERIAL NUMBER OF VANDYKE TAKEN	OFFICE TO WHICH VANDYKE IS CHARGED
[illegible]	[illegible]		Bureau of Ships				

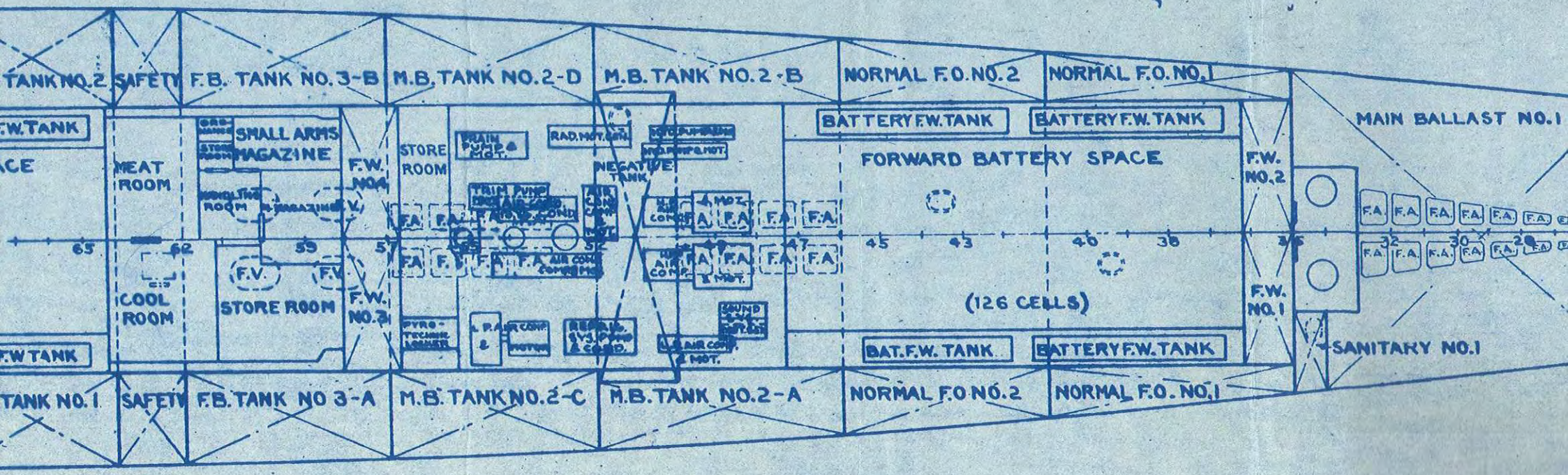
TANK NO.2
SAFETY
F.B. TANK NO. 3-B
M.B. TANK NO. 2-D
M.B. TANK NO. 2-B
NORMAL F.O. NO. 2
NORMAL F.O. NO. 1
F.W. TANK
MEAT ROOM
SMALL ARMS MAGAZINE
F.W. NO. 4
STORE ROOM
BRAIN PUMP & MOT.
RAD. MOT. GEN.
NEGATIVE TANK
BATTERY F.W. TANK
BATTERY F.W. TANK
FORWARD BATTERY SPACE
F.W. NO. 2
MAIN BALLAST NO. 1
65
62
59
57
47
45
43
40
38
32
30
28
COOL ROOM
F.V.
STORE ROOM
F.W. NO. 3
PYRO-TECHNIC LOCKER
(126 CELLS)
F.W. NO. 1
SANITARY NO. 1
F.W TANK
BAT. F.W. TANK
BATTERY F.W. TANK
TANK NO. 1
SAFETY
F.B. TANK NO 3-A
M.B. TANK NO. 2-C
M.B. TANK NO. 2-A
NORMAL F.O NO. 2
NORMAL F.O. NO. 1

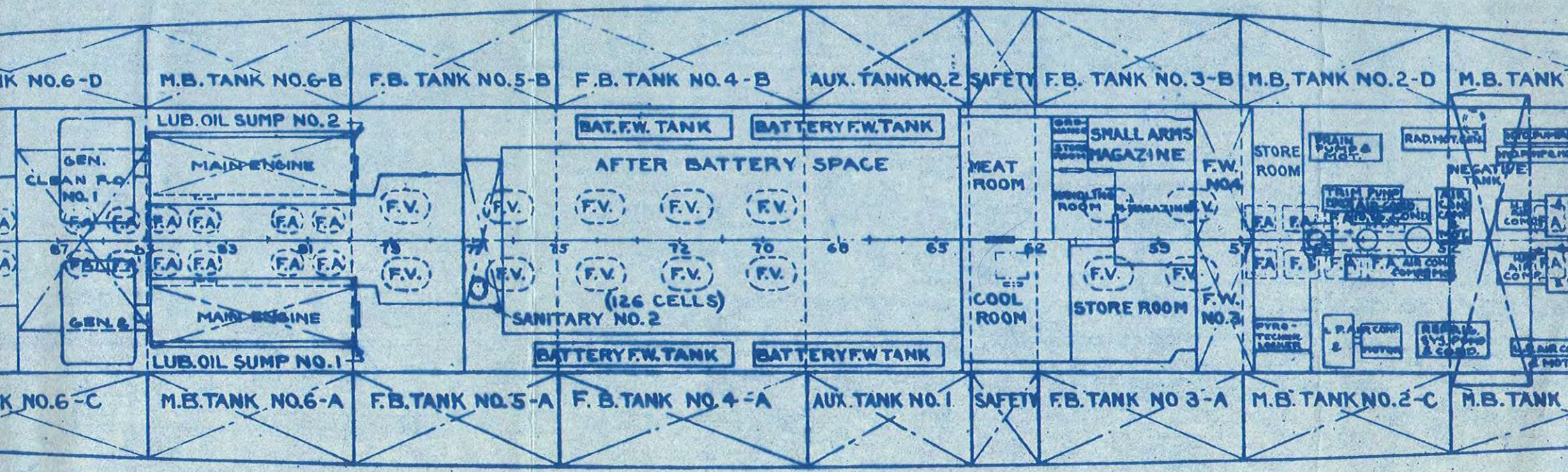
K NO.6-D
M.B. TANK NO.6-B
F.B. TANK NO.5-B
F.B. TANK NO.4-B
AUX. TANK NO.2
SAFETY
F.B. TANK NO.3-B
M.B. TANK NO.2-D
M.B. TANK
LUB. OIL SUMP NO.2
GEN. CLEAN F.O. NO.1
MAIN ENGINE
BAT. F.W. TANK
BATTERY F.W. TANK
AFTER BATTERY SPACE
MEAT ROOM
SMALL ARMS MAGAZINE
F.W. NO.4
STORE ROOM
NEGATIVE TANK
F.V.
F.A.
87
83
81
78
77
75
72
70
68
65
62
59
57
(126 CELLS)
SANITARY NO.2
COOL ROOM
STORE ROOM
F.W. NO.3
GEN. &
MAIN ENGINE
LUB. OIL SUMP NO.1
BATTERY F.W. TANK
BATTERY F.W. TANK
K NO.6-C
M.B. TANK NO.6-A
F.B. TANK NO.5-A
F.B. TANK NO.4-A
AUX. TANK NO.1
SAFETY
F.B. TANK NO 3-A
M.B. TANK NO.2-C
M.B. TANK

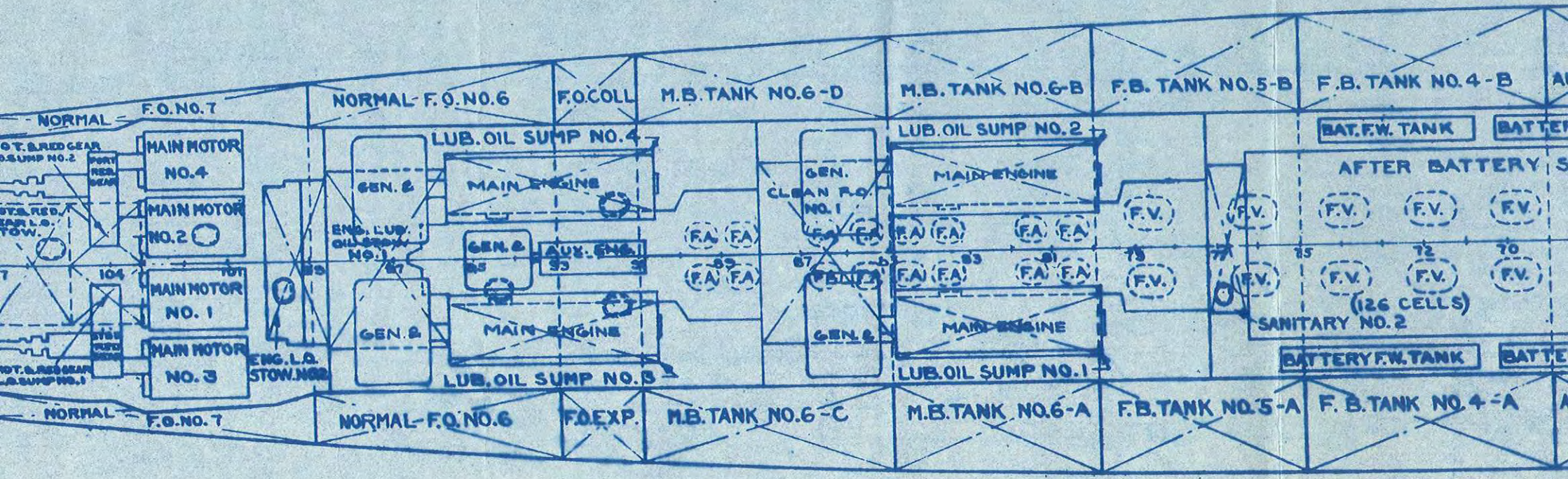
NORMAL F.O. NO. 7
NORMAL F.O. NO. 6
F.O. COLL
M.B. TANK NO. 6-D
M.B. TANK NO. 6-B
F.B. TANK NO. 5-B
F.B. TANK NO. 4-B
MAIN MOTOR NO. 4
MAIN MOTOR NO. 2
MAIN MOTOR NO. 1
MAIN MOTOR NO. 3
LUB. OIL SUMP NO. 4
GEN. &
MAIN ENGINE
ENG. LUB. OIL SUMP NO. 1
GEN. &
AUX. ENG.
GEN. &
MAIN ENGINE
LUB. OIL SUMP NO. 3
ENG. L.O. STOW. NO. 2
GEN. CLEAN F.O. NO. 1
GEN. &
LUB. OIL SUMP NO. 2
MAIN ENGINE
MAIN ENGINE
LUB. OIL SUMP NO. 1
F.A.
F.V.
BAT. F.W. TANK
AFTER BATTERY
(126 CELLS)
SANITARY NO. 2
BATTERY F.W. TANK
NORMAL F.O. NO. 7
NORMAL F.O. NO. 6
F.O. EXP.
M.B. TANK NO. 6-C
M.B. TANK NO. 6-A
F.B. TANK NO. 5-A
F.B. TANK NO. 4-A

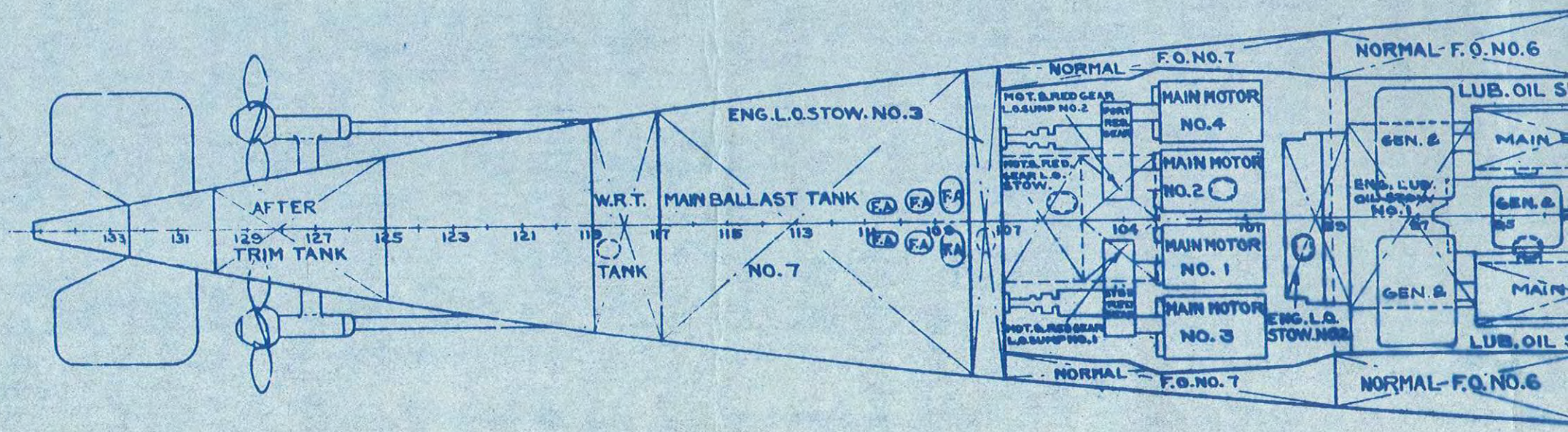
AFTER
TRIM TANK
133
131
129
127
125
123
121
119
117
115
113
111
109
107
104
101
99
97
95
W.R.T.
TANK
MAIN BALLAST TANK
NO. 7
ENG. L.O. STOW. NO. 3
F.A
NORMAL — F.O. NO. 7
NORMAL — F.O. NO. 6
MOT. & RED. GEAR L.O. SUMP NO. 2
MOT. & RED. GEAR L.O. STOW.
MOT. & RED. GEAR L.O. SUMP NO. 1
MAIN MOTOR NO. 4
MAIN MOTOR NO. 2
MAIN MOTOR NO. 1
MAIN MOTOR NO. 3
ENG. L.O. STOW. NO. 2
GEN. 2
ENG. LUB. OIL STOW. NO. 1
LUB. OIL S